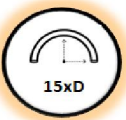
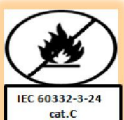
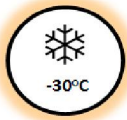
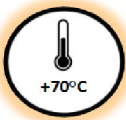
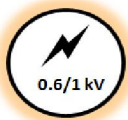




Cablu de energie cu izolatie si manta de PVC

PVC – insulated and sheathed power cable



Standard de fabricatie: SR HD 603 S1/3G-2; IEC 502-1
Tensiune nominala U_0/U : 0.6/1 kV
Tensiune de incercare: 4 kV ca sau 12 kV cc, 5 min
Constanta rezistentei de izolatie la 70°C: 0,037 MΩ*km

Domeniul de utilizare

Cablurile sunt utilizate pentru transportul energiei electrice la statii de putere.

Cablurile pot fi pozate in spatii inchise si deschise, in pamant, in canale, in beton, in tuburi si in mediu umed

- *Cablurile sunt cu rezistenta la uleiuri si hidrocarburi
- *Cablurile sunt cu rezistenta UV

Temperatura minima de instalare pe cablu: -5°C

Temperatura de utilizare normala: -33°C/+70°C

Temperatura maxima de lucru: +70°C

Temperatura maxima de scurt-circuit: +160°C

Conductor de cupru

Conductor unifilar (re) cl 1, conductor multifilar (rm) cl 2, conf. SR EN 60228

Izolatia

PVC, tip DIV 4.

Manta

PVC, tip DMV5, negru sau gri

Aceste cabluri sunt cu intarziere marita la propagarea flacarilor; incercare conf SR EN 60332-3-24/ cat.C

Marcaj pe manta

SC ELECTROPLAST SA, simbol cablu, tensiune de lucru, an de fabricatie.

Raza minima de curbura la instalare

15 x diametrul cablului- cablu monofilar
 12 x diametrul cablului- cablu multifilar

Forta maxima de tractiune la pozare

50 N/mm²

Cod de culori

- 1 conductor: albastru, sau galben-verde
- 2 conductoare: albastru, maro
- galben-verde, negru, pt sect >10mm²
- 3 conductoare: maro, negru, gri
- galben-verde, albastru, maro
- 4 conductoare: albastru, maro, negru, gri
- galben-verde, maro, negru, gri
- 5 conductoare: albastru, maro, negru, gri, negru
- galben-verde, albastru, maro, negru, gri

* Mai mult de 5 conductoare:

- conductoare negre numerotate
- g/v, conductoare negre numerotate

Standard: SR HD 603 S1/3G-2; IEC 502-1

Rated voltage U_0/U : 0.6/1 kV

Test voltage: 4 kV ac or 12 kV dc, 5 min

Insulation resistance constantat at 70°C: 0,037 MΩ*km

Applications

Power supply to power stations.

The cables can be installed in open or confined areas, underground, in sewers, in concrete, in conduits and wet environments

- * The cables are resistant to oils and hydrocarbons
- * UV resistant cables

The minim temperature of the cable during installation: -5°C

Normal operational temperature range: -33°C/+70°C

Max.permissible operating temperature: +70°C

Max. short-circuit temperature: +160°C

Copper conductor

Solid conductor (re) cl.1, concentrically stranded circular conductor (rm) cl.2, according to SR EN 60228

Insulation

PVC, DIV 4 type

Sheath

PVC, DMV5 type, black or grey

Extra flame retardant cables; test according to SR EN 60332-3-24/ C category

Sheath marking

SC ELECTROPLAST SA, cable symbol, operational voltage, manufacture year.

Min. bending radius at installation

15 x cable diameter – single-core cable
 12 x cable diameter – multicore cable

Max. tensile strain during installation

50 N/mm²

Color coding

- 1 conductor: blue or yellow-green
- 2 conductors: blue, brown
- yellow-green, black for sect>10 mm²
- 3 conductors: brown, black, grey
-yellow-green, blue, brown
- 4 conductors: blue, brown, black, grey
-yellow-green, brown, black, grey
- 5 conductors: blue, brown, black, grey, black
-yellow-green, blue, brown, black, grey

* More than 5 conductors:

- numbered black conductors
- yellow-green and numbered black conductors

CYY-FH



Cablu de energie cu izolatie si manta de PVC

PVC – insulated and sheathed power cable


Tipodimensiune cablu	Tip conductor	Grosime radiala izolatie	Grosime radiala manta	Rezistenta electrica max, la 20°C	Diametru exterior inf	Masa inf
<i>Cable size</i>	<i>Type of conductor</i>	<i>Radial insulation thickness</i>	<i>Radial sheath thickness</i>	<i>Max. resistance at 20°C</i>	<i>Outer diameter inf</i>	<i>Mass inf</i>
		mm	mm	Ω/km	mm	kg/km
1x1.5	re	0.8	1.8	12.1	6.6	60
1x2.5	re	0.8	1.8	7.41	7.0	74
1x4	re	1.0	1.8	4.61	7.9	99
1x6	re	1.0	1.8	3.08	8.4	124
1x10	re	1.0	1.8	1.83	9.2	170
1x16	re	1.0	1.8	1.15	10.9	247
1x25	rm	1.2	1.8	0.727	12.6	359
1x35	rm	1.2	1.8	0.524	13.8	464
1x50	rm	1.4	1.8	0.387	15.6	609
1x70	rm	1.4	1.8	0.268	17.3	825
1x95	rm	1.6	1.8	0.193	19.7	1112
1x120	rm	1.6	1.8	0.153	21.0	1338
1x150	rm	1.8	1.8	0.124	23.1	1643
1x185	rm	2.0	1.8	0.0991	25.5	2050
1x240	rm	2.2	1.9	0.0754	30.2	2708
1x300	rm	2.4	1.9	0.0601	31.3	3290
1x400	rm	2.6	2.1	0.0470	35.4	4300
1x500	rm	2.8	2.2	0.0366	38.8	5300
2x1.5	re	0.8	1.8	12.1	9.8	137
2x2.5	re	0.8	1.8	7.41	10.6	172
2x4	re	1.0	1.8	4.61	12.3	233
2x6	re	1.0	1.8	3.08	13.5	300
2x10	re	1.0	1.8	1.83	15.1	434
2x16	re	1.0	1.8	1.15	18.8	669
2x25	rm	1.2	1.8	0.727	22.2	938
2x35	rm	1.2	1.8	0.524	24.6	1265
3x1.5	re	0.8	1.8	12.1	10.2	158
3x2.5	re	0.8	1.8	7.41	11.1	203
3x4	re	1.0	1.8	4.61	13.0	283
3x6	re	1.0	1.8	3.08	14.3	369
3x10	re	1.0	1.8	1.83	16.0	538
3x16	re	1.0	1.8	1.15	20.0	830
3x25	rm	1.2	1.8	0.727	23.6	1231
3x25+16	rm/re	1.2;1.0	1.8	0.727;1.15	25.0	1418



Tipodimensiune cablu	Tip conductor	Grosime radiala izolatie	Grosime radiala manta	Rezistenta electrica max, la 20°C	Diametru exterior inf	Masa inf
<i>Cable size</i>	<i>Type of conductor</i>	<i>Radial insulation thickness</i>	<i>Radial sheath thickness</i>	<i>Max. resistance at 20°C</i>	<i>Outer diameter inf</i>	<i>Mass inf</i>
		mm	mm	Ω/km	mm	kg/km
3x35	rm	1.2	1.8	0.524	26.2	1600
3x35+16	sm/re	1.2;1.0	1.8	0.524;1.15	27.1	1765
3x35+25	sm/rm	1.2;1.2	1.9	0.524;0.727	27.1	1921
3x50	sm	1.4	1.8	0.387	25.0	1842
3x50+25	sm/rm	1.4/1.2	1.9	0.387;0.727	29.0	2200
3x50+35	sm/rm	1.4/1.2	1.9	0.387;0.524	29.0	2323
3x70	sm	1.4	1.9	0.268	28.0	2540
3x70+35	sm/rm	1.4/1.2	2.0	0.268;0.524	35.0	3008
3x70+50	sm/sm	1.4/1.4	2.0	0.268;0.387	35.0	3271
3x95	sm	1.6	2.1	0.193	30.0	3295
3x95+50	sm/sm	1.6/1.4	2.2	0.193;0.387	41.0	3850
3x95+70	sm/sm	1.6/1.4	2.2	0.193;0.268	41.0	4059
3x120	sm	1.6	2.0	0.153	33.0	4020
3x120+70	sm/sm	1.6/1.4	2.3	0.153;0.268	45.0	4881
3x120+95	sm/sm	1.6/1.6	2.3	0.153;0.193	45.0	5100
3x150	sm	1.8	2.2	0.124	36.9	5013
3x150+70	sm/sm	1.8/1.4	2.4	0.124;0.268	49.0	5732
3x185	sm	2.0	2.3	0.0991	40.9	6120
3x185+95	sm/sm	2.0/1.6	2.6	0.0991;0.193	53.0	7390
3x240	sm	2.2	2.5	0.0754	47.5	8113
3x240+120	sm/sm	2.2/1.6	2.8	0.0754;0.153	60.0	9420
4x1.5	re	0.8	1.8	12.1	11.0	188
4x2.5	re	0.8	1.8	7.41	12.0	245
4x4	re	1.0	1.8	4.61	14.1	347
4x6	re	1.0	1.8	3.08	15.5	456
4x10	re	1.0	1.8	1.83	17.5	671
4x16	re	1.0	1.8	1.15	21.9	1038
4x25	rm	1.2	1.8	0.727	26.0	1551
4x35	rm	1.2	1.8	0.524	29.3	2058
4x50	sm	1.4	1.9	0.387	29.0	2390
4x70	sm	1.4	2.0	0.268	33.2	3330
4x95	sm	1.6	2.1	0.193	36.0	4372
4x120	sm	1.6	2.3	0.153	40.0	5766
4x150	sm	1.8	2.4	0.124	43.0	6612

CYY-FH

Cablu de energie cu izolatie si manta de PVC



PVC – insulated and sheathed power cable

Tipodimensiune cablu	Tip conductor	Grosime radiala izolatie	Grosime radiala manta	Rezistenta electrica max, la 20°C	Diametru exterior inf	Masa inf
<i>Cable size</i>	<i>Type of conductor</i>	<i>Radial insulation thickness</i>	<i>Radial sheath thickness</i>	<i>Max. resistance at 20°C</i>	<i>Outer diameter inf</i>	<i>Mass inf</i>
		mm	mm	Ω/km	mm	kg/km
4x185	sm	2.0	2.5	0.0991	48.2	8250
4x240	sm	2.2	2.7	0.0754	54.2	10400
5x1.5	re	0.8	1.8	12.1	11.8	223
5x2.5	re	0.8	1.8	7.41	12.9	293
5x4	re	1.0	1.8	4.61	15.3	417
5x6	re	1.0	1.8	3.08	16.9	551
5x10	re	1.0	1.8	1.83	19.0	815
5x16	re	1.0	1.8	1.15	23.9	1267
5x25	rm	1.2	1.9	0.727	28.7	1914
5x35	rm	1.2	2.0	0.524	32.5	2454
5x50	rm	1.4	2.1	0.387	34.1	2820
5x70	rm	1.4	2.2	0.268	38.8	3980
7x1.5	re	0.8	1.8	12.1	12.7	270
7x2.5	re	0.8	1.8	7.41	13.9	360
9x1.5	re	0.8	1.8	12.1	15.5	314
9x2.5	re	0.8	1.8	7.41	17.0	422
10x1.5	re	0.8	1.8	12.1	16.1	341
10x2.5	re	0.8	1.8	7.41	17.7	460
12x1.5	re	0.8	1.8	12.1	16.6	388
12x2.5	re	0.8	1.8	7.41	18.3	529
14x1.5	re	0.8	1.8	12.1	17.3	438
14x2.5	re	0.8	1.8	7.41	19.1	600
16x1.5	re	0.8	1.8	12.1	18.2	488
16x2.5	re	0.8	1.8	7.41	20.1	700
19x1.5	re	0.8	1.8	12.1	19.1	560
19x2.5	re	0.8	1.8	7.41	21.1	777