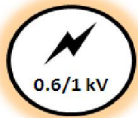


CYEAb(z)Y , CYEAb(z)Y-F

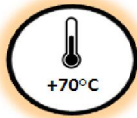


Cablu de energie cu izolatie si manta de PVC, cu ecran de cupru si armatura

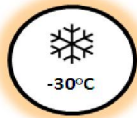
PVC – insulated and sheathed power cable with copper screen and steel armor



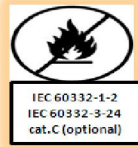
0.6/1 kV



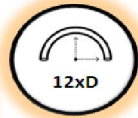
+70°C



-30°C



IEC 60332-1-2
IEC 60332-3-24
cat.C (optional)



12xD



UV



MIN -5°C



RoHS
COMPLIANT

Standard de fabricatie: IEC 60502-1
Tensiune nominala U_0/U : 0.6/1 kV

Domeniul de utilizare

Cablurile sunt utilizate pentru transportul energiei electrice la statiile de putere.
Cablurile pot fi pozate in spatii inchise si deschise, in pamant, in canale, in beton.

Temperatura max in functionarea de durata: +70°C

Temperatura de utilizare normala: -33°C/+70°C

Temperatura minima de montaj: -5°C

* Cablurile sunt cu rezistenta la UV

Conductor de cupru

Conductor unifilar (re), rotund multifilar (rm), sau sector-multifilar (sm), conf. SR EN 60228

Izolatie

PVC

Ecran

Ecran din banda de cupru de grosime 0.1 mm

Manta interioara

PVC

Armatura

Banda de otel laminata la rece nezincata sau zincata de grosime minima 0.2 mm.

Manta exterioara

PVC

Cablurile CYEAb(z)Y sunt cu rezistenta la propagarea flacarii; incercare conf. SR EN 60332-1-2

Iar CYEAb(z)Y-F, sunt cu rezistenta marita la propagarea flacarii; incercare conf. SR EN 60332-3-24/ cat.C

Marcaj pe manta

SC ELECTROPLAST SA, simbol cablu, tensiune de lucru, an de fabricatie, marcaj de lungime.

Raza minima de curbura la instalare

12 x diametrul cablu lui

Forta maxima de tractiune la pozare

50 N/mm²

Cod de culori

- 1 conductor: negru sau g-v
- 2 conductoare: albastru, maro
-g/v, negru, pt sect >10mm²
- 3 conductoare: maro, negru, gri
-g/v, albastru, maro
- 4 conductoare: albastru, maro, negru, gri
-g/v, maro, negru, gri
- 5 conductoare: albastru, maro, negru, gri, negru
-g/v, albastru, maro, negru, gri

*Mai mult de 5 conductoare:

- conductoare negre numerotate
- g-v si restul sunt negre numerotate;

Reference Standard: IEC 60502-1
Rated voltage U_0/U : 0.6/1 kV

Applicability

Power supply to power stations.
The cables can be installed in open or confined areas, underground, in sewers, in concrete.

Max. temperature in long-run operation: +70°C

Normal operational temperature range: -33°C/+70°C

Minimum temperature during installation: -5°C

* UV resistant cables

Copper conductor

Solid conductor (re) or concentrically stranded circular conductor (rm), sector-shaped (sm), acc. to SR EN 60228

Insulation

PVC

Screen

Copper tape, 0.1 mm thickness

Inner sheath

PVC

Armor

Blank or zinc-plated cold-rolled steel tape, 0.2 mm minimum thickness.

Outer sheath

PVC

CYEAb(z)Y, are flame retardant cables; test according to SR EN 60332-1-2

CYEAb(z)Y-F, are extra flame retardant cables, test according to SR EN 60332-3-24/ C category

Sheath marking

SC ELECTROPLAST SA, cable symbol, operational voltage, manufacture year, length marking.

Min. bending radius at installation

12 x cable diameter

Max. tensile strain during installation

50 N/mm²

Color coding

- 1 conductor: black or yellow-green
- 2 conductors: blue, brown
- yellow-green, black for sect >10 mm²
- 3 conductors: brown, black, grey
-yellow-green, blue, brown
- 4 conductors: blue, brown, black, grey
-yellow-green, brown, black, grey
- 5 conductors: blue, brown, black, grey, black
-yellow-green, blue, brown, black, grey

*More than 5 conductors:

- numbered black conductors
- yellow-green, numbered black conductors

CYEAb(z)Y , CYEAb(z)Y-F



**Cablu de energie cu izolatie si manta de PVC,
cu ecran de cupru si armatura**

**PVC – insulated and sheathed power
cable with copper screen and steel armor**

Tipodimensiune cablu <i>Cable size</i>	Tip conductor <i>Type of conductor</i>	Grosime radiala izolatie <i>Radial thickness of the insulation</i> mm	Grosime radiala manta <i>Radial thickness of the sheath</i>	Diametru exterior inf <i>Inf. outer diameter</i> mm	Rezistenta electrica, max la 20°C <i>Max. resistance at 20°C</i> Ω/km	Masa Inf <i>Mass inf</i> kg/km
1x16	re	1.0	1.8	12.7	1.15	387
1x25	rm	1.2	1.8	14.6	0.727	521
1x35	rm	1.2	1.8	15.6	0.524	635
1x50	rm	1.4	1.8	17.2	0.387	805
1x70	rm	1.4	1.8	18.8	0.268	1037
1x95	rm	1.6	1.8	20.9	0.193	1342
1x120	rm	1.6	1.8	22.8	0.153	1618
1x150	rm	1.8	1.8	24.6	0.124	1922
2x1.5	re	0.8	1.8	13.9	12.1	345
2x2.5	re	0.8	1.8	14.7	7.41	395
2x4	re	1.0	1.8	16.4	4.61	502
2x6	re	1.0	1.8	17.4	3.08	586
2x10	re	1.0	1.8	19.0	1.83	736
2x16	re	1.0	1.8	20.8	1.15	932
2x25	rm	1.2	1.8	25.0	0.727	1344
2x35	rm	1.2	1.8	27.0	0.524	1637
3x1.5	re	0.8	1.8	14.1	12.1	344
3x2.5	re	0.8	1.8	14.9	7.41	396
3x4	re	1.0	1.8	16.7	4.61	504
3x6	re	1.0	1.8	17.8	3.08	596
3x10	re	1.0	1.8	19.5	1.83	763
3x16	re	1.0	1.8	21.4	1.15	983
3x25	rm	1.2	1.8	25.8	0.727	1411
3x25+16	rm;re	1.2;1.0	1.8	27.3	0.727;1.15	1624
3x35	rm	1.2	1.9	28.1	0.524	1759
3x35+16	rm;re	1.2;1.0	1.9	29.3	0.524;1.15	1964
3x50+25	sm/rm	1.2;1.0	2.0	33.0	0.387/0.727	2633
3x70+35	sm/rm	1.4;1.2	2.1	36.2	0.268;0.524	3426
3x95+50	sm/sm	1.6;1.4	2.3	42.3	0.193;0.524	4896
3x120+70	sm/sm	1.6;1.4	2.4	45.3	0.153;0.268	5886
3x150+70	sm/sm	1.8;1.4	2.5	49.7	0.124;0.268	6929
3x185+95	sm/sm	2.0;1.6	2.7	54.8	0.0991;0.193	8627
3x240+120	sm/sm	2.2;1.6	2.9	60.8	0.0754;0.153	10792
3x50	sm	1.2	1.9	30.7	0.387	2291
3x70	sm	1.4	2.0	34.1	0.268	3005
3x95	sm	1.6	2.1	36.8	0.193	3898
3x120	sm	1.6	2.2	39.9	0.153	4966
3x150	sm	1.8	2.3	43.9	0.124	5973
3x185	sm	2.0	2.5	47.6	0.0991	7343
3x240	sm	2.2	2.7	53.7	0.0754	9310
4x1.5	re	0.8	1.8	15.1	12.1	393
4x2.5	re	0.8	1.8	16.0	7.41	458
4x4	re	1.0	1.8	18.1	4.61	593
4x6	re	1.0	1.8	19.3	3.08	710

CYEAb(z)Y , CYEAb(z)Y-F



**Cablu de energie cu izolatie si manta de PVC,
cu ecran de cupru si armatura**

**PVC – insulated and sheathed power
cable with copper screen and steel armor**

Tipodimensiune cablu <i>Cable size</i>	Tip conductor <i>Type of conductor</i>	Grosime radiala izolatie <i>Radial thickness of the insulation mm</i>	Grosime radiala manta <i>Radial thickness of the sheath</i>	Diametru exterior inf. <i>Inf. outer diameter</i>	Rezistenta electrica, max la 20°C <i>Max. resistance at 20°C</i>	Masa Inf <i>Mass inf</i>
				mm	Ω/km	kg/km
4x10	re	1.0	1.8	21.2	1.83	924
4x16	re	1.0	1.8	23.4	1.15	1208
4x25	rm	1.2	1.9	28.6	0.727	1766
4x35	rm	1.2	2.0	31.2	0.524	2216
4x50	sm	1.2	2.0	34.1	0.387	2892
4x70	sm	1.4	2.2	39.7	0.268	4153
4x95	sm	1.6	2.3	42.4	0.193	5352
4x120	sm	1.6	2.4	45.6	0.153	6390
4x150	sm	1.8	2.5	49.7	0.124	7658
4x185	sm	2.0	2.7	54.8	0.0991	9468
5x1.5	re	0.8	1.8	15.9	12.1	440
5x2.5	re	0.8	1.8	16.9	7.41	519
5x4	re	1.0	1.8	19.2	4.61	682
5x6	re	1.0	1.8	20.6	3.08	823
5x10	re	1.0	1.8	22.8	1.83	1085
5x16	re	1.0	1.8	25.2	1.15	1431
5x25	rm	1.2	1.9	30.9	0.727	2104
5x35	rm	1.2	2.0	33.8	0.524	2656
7x1.5	re	0.8	1.8	17.1	12.1	525
7x2.5	re	0.8	1.8	18.2	7.41	628
9x1.5	re	0.8	1.8	19.4	12.1	639
9x2.5	re	0.8	1.8	20.9	7.41	772
12x1.5	re	0.8	1.8	20.5	12.1	737
12x2.5	re	0.8	1.8	22.1	7.41	903
14x1.5	re	0.8	1.8	21.2	12.1	802
14x2.5	re	0.8	1.8	22.9	7.41	991
16x1.5	re	0.8	1.8	22.1	12.1	877
16x2.5	re	0.8	1.8	23.9	7.41	1091
19x1.5	re	0.8	1.8	23.0	12.1	964
19x2.5	re	0.8	1.8	24.9	7.41	1980