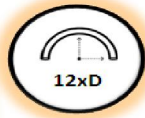

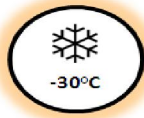
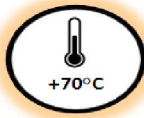
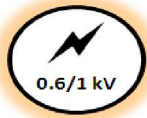


CYAb(z)Y , CYAb(z)Y-F



Cablu de energie, armat, cu izolatie si manta de PVC

Steel tape armoured power cable



Standard de fabricatie: SR CEI 60502-1

Tensiune nominala U_0/U : 0.6/1 kV

Tensiune de incercare: 3.5 kV ca sau 8.4 kV cc, 5 min

Domeniul de utilizare

Cablurile sunt utilizate pentru transportul energiei electrice la statii de putere.

Cablurile trebuie protejate impotriva agentilor corozivi, a solventilor chimici

Temperatura maxima de lucru: +70°C

Temperatura maxima de scurt-circuit: +160°C

Temperatura minima a cablului (masurata pe manta):

- la montaj: -5°C
- in exploatare: -30°C

* Cablurile sunt cu rezistenta la UV

Conductor de cupru

Conductor unifilar (re), conductor multifilar (rm)
conf. SR EN 60228

Izolatie

PVC

Invelis intern

PVC, negru

Armatura

Banda de otel laminata la rece nezincata sau zincata de grosime minima 0.2-0.5 mm.

Manta exterioara

PVC negru sau gri

CYAb(z)Y sunt cu intarziere la propagarea flacarii, incercare conf SR EN 60332-1-2

CYAb(z)Y-F sunt cu intarziere marita la propagarea flacarii, incercare conf. SR EN 60332-3-24/ cat.C

Marcaj pe manta

SC ELECTROPLAST SA, simbol cablu, ensiune de lucru, an de fabricatie, marcaj de lungime

Raza minima de curbura la instalare

12 x diametrul cablului

Forta maxima de tractiune la pozare

50 N/mm²

Cod de culori

- 1 conductor: negru sau galben-verde
- 2 conductoare: albastru, maro
- galben-verde, negru, pt sect >10mm²
- 3 conductoare: maro, negru, gri
- galben-verde, albastru, maro
- 4 conductoare: albastru, maro, negru, gri
- galben-verde, maro, negru, gri
- 5 conductoare: albastru, maro, negru, gri, negru
- galben-verde, albastru, maro, negru, gri

* Mai mult de 5 conductoare:

- conductoare negre numerotate
- g/v, conductoare negre numerotate

Standard: SR CEI 60502-1

Rated voltage U_0/U : 0.6/1 kV

Test voltage: 3.5 kV ac or 8.4 kV dc, 5 min

Applicability

Power supply to power stations.

The cables must be protected against: corrosive chemicals, chemical solvents.

Max. permissible operating temperature: +70°C

Max. short-circuit temperature: +160°C

Min. cable temperature (measured on sheath surface)

- during installation: -5°C
- in operation: -30°C

* UV resistant cables

Copper conductor

Solid conductor (re), concentrically stranded circular conductor (rm) according to SR EN 60228

Insulation

PVC

Inner coating

PVC black

Armor

Blank or zinc-plated cold-rolled steel tape, 0.2-0.5 mm. min. thickness

Outer sheath

PVC black or gray

CYAb(z)Y are flame retardant cables, test acc. to SR EN 60332-1-2

CYAb(z)Y-F are extra flame retardant cables, test according to SR EN 60332-3-24/ C category.

Sheath marking

SC ELECTROPLAST SA, cable symbol, operational voltage, manufacture year, length marking.

Min. bending radius at installation

12 x cable diameter

Max. tensile strain during installation

50 N/mm²

Color coding

- 1 conductor: black or yellow-green
- 2 conductors: blue, brown
- yellow-green, black for sect >10 mm²
- 3 conductors- brown, black, grey
-yellow-green, blue, brown
- 4 conductors-blue, brown, black, grey
-yellow-green, brown, black, grey
- 5 conductors- blue, brown, black, grey, black
-yellow-green, blue, brown, black, grey

* More than 5 conductors:

- numbered black conductors
- yellow-green, numbered black conductors

CYAb(z)Y , CYAb(z)Y-F



Cablu de energie, armat, cu izolatie si manta de PVC

Steel tape armoured power cable

Tipodimensiune cablu <i>Cable size</i>	Tip conductor <i>Type of conductor</i>	Grosime radiala izolatie, <i>Insulation radial thickness</i>	Grosime radiala manta exterioara (nominal) <i>Outer sheath radial thickness (nominal)</i>	Rezistenta electrica max, la 20°C <i>Max. resistance at 20°C</i>	Diametru exterior inf <i>Outer diameter Inf</i>	Masa Inf <i>Mass inf</i>
		mm	mm	Ω/km	mm	kg/km
1x10	re	1.0	1.4	1.83	10.7	248
1x16	rm	1.0	1.4	1.15	11.6	350
1x25	rm	1.2	1.4	0.727	13.5	450
1x35	rm	1.2	1.4	0.524	14.5	564
1x50	rm	1.4	1.5	0.387	16.3	715
1x70	rm	1.4	1.5	0.268	17.9	980
1x95	rm	1.6	1.6	0.193	20.2	1200
1x120	rm	1.6	1.6	0.153	21.7	1491
1x150	rm	1.8	1.7	0.124	23.6	1783
1x185	rm	2.0	1.8	0.0991	26.4	2217
1x240	rm	2.2	1.9	0.0754	29.0	2795
1x300	rm	2.4	2.0	0.0601	32.2	3455
1x400	rm	2.6	2.2	0.0470	37.7	4778
2x1.5	re	0.8	1.8	12.1	11.4	201
2x2.5	re/rm	0.8	1.8	7.41	12.2	235
2x4	re/rm	1.0	1.8	4.61	13.9	299
2x6	re/rm	1.0	1.8	3.08	14.9	366
2x10	re/rm	1.0	1.8	1.83	16.5	475
2x16	re/rm	1.0	1.8	1.15	18.4	625
2x25	rm	1.2	1.8	0.727	22.2	887
2x35	rm	1.2	1.8	0.524	24.2	1106
3x1.5	re	0.8	1.8	12.1	11.7	229
3x2.5	re	0.8	1.8	7.41	12.5	274
3x4	re	1.0	1.8	4.61	14.3	366
3x6	re	1.0	1.8	3.08	15.4	447
3x10	re,rm	1.0	1.8	1.83	17.1	597
3x16	re,rm	1.0	1.8	1.15	19.0	800
3x25	rm	1.2	1.8	0.727	23.0	1160
3x25+16	rm; re	1.2;1.0	1.8	0.727;1.15	24.5	1354
3x35	rm	1.2	1.8	0.524	25.1	1471
3x35+16	rm; re	1.2;1.0	1.8	0.524;1.15	26.3	1660
3x50	sm	1.4	1.9	0.387	28.2	1998
3x50+25	sm; rm	1.4;1.2	2.0	0.387/0.727	30.4	2306

CYAb(z)Y , CYAb(z)Y-F



Cablu de energie, armat, cu izolatie si manta de PVC

Steel tape armoured power cable

Tipodimensiune cablu	Tip conductor	Grosime radiala izolatie,	Grosime radiala manta exterioara (nominal) Outer sheath radial thickness (nominal)	Rezistenta electrica max, la 20°C Max. resistance at 20°C	Diametru exterior inf	Masa Inf
<i>Cable size</i>	<i>Type of conductor</i>	<i>Insulation radial thickness</i>		<i>Max. resistance at 20°C</i>	<i>Outer diameter Inf</i>	<i>Mass inf</i>
		mm	mm	Ω/km	mm	kg/km
3x70	sm	1.4	2.0	0.268	31.7	2680
3x70+35	smsrm	1.4;1.2	2.0	0.268; 0.524	33.6	3066
3x95	sm	1.6	2.0	0.193	34.2	3527
3x95+50	sm;sm	1.6;1.4	2.2	0.193; 0.387	39.6	4438
3x120	sm	1.6	2.2	0.153	37.2	4538
3x120+70	sm;sm	1.6;1.4	2.3	0.153; 0.268	42.6	5395
3x150	sm	1.8	2.3	0.124	41.3	5503
3x150+70	sm;sm	1.8;1.4	2.5	0.124; 0.268	46.8	6369
3x185	sm	2.0	2.4	0.0991	45.6	7185
3x185+95	sm;sm	2.0;1.6	2.7	0.0991; 0.193	53.2	5899
3x240	sm	2.2	2.6	0.0754	50.5	8641
3x240+120	sm;sm	2.2/1.6	2.8	0.0754; 0.153	57.6	10048
4x1.5	re	0.8	1.8	12.1	12.7	270
4x2.5	re	0.8	1.8	7.41	13.6	327
4x4	re	1.0	1.8	4.61	15.7	442
4x6	re	1.0	1.8	3.08	16.9	547
4x10	re;rm	1.0	1.8	1.83	18.8	741
4x16	re;rm	1.0	1.8	1.15	21.0	1004
4x25	rm	1.2	1.8	0.727	25.8	1484
4x25+16	rm; re	1.2; 1.0	1.8	0.727; 1.15	27.9	1687
4x35	rm	1.2	1.8	0.524	28.2	1892
4x35+16	rm; re	1.2; 1.0	1.9	0.524; 1.15	29.3	2086
4x50	sm	1.4	2.0	0.387	31.7	2564
4x50+25	rm; rm	1.4; 1.2	2.2	0.387; 0.727	37.2	3195
4x70	sm	1.4	2.2	0.268	37.2	3754
4x70+35	rm; rm	1.4; 1.2	2.2	0.268; 0.727	39.9	4199
4x95	sm	1.6	2.2	0.193	39.7	4892
4x95+50	rm; rm	1.6; 1.4	2.5	0.193; 0.387	47.9	5615
4x120	sm	1.6	2.3	0.153	42.7	5790
4x120+70	rm;rm	1.6;1.4	2.6	0.153;0.268	52.7	6906
4x150	sm	1.8	2.5	0.124	46.8	6995
4x150+70	rm; rm	1.8; 1.4	2.8	0.124; 0.268	57.5	8075
4x185	sm	2.0	2.6	0.0991	51.6	8675

CYAb(z)Y , CYAb(z)Y-F



Cablu de energie, armat, cu izolatie si manta de PVC

Steel tape armoured power cable

Tipodimensiune cablu <i>Cable size</i>	Tip conductor <i>Type of conductor</i>	Grosime radiala izolatie, <i>Insulation radial thickness</i>	Grosime radiala manta exterioara (nominal) <i>Outer sheath radial thickness (nominal)</i>	Rezistenta electrica max, la 20°C <i>Max. resistance at 20°C</i>	Diametru exterior inf <i>Outer diameter Inf</i>	Masa Inf <i>Mass inf</i>
		mm	mm	Ω/km	mm	kg/km
5x1.5	re	0.8	1.8	12.1	13.5	309
5x2.5	re	0.8	1.8	7.41	14.5	379
5x4	re	1.0	1.8	4.61	16.8	519
5x6	re	1.0	1.8	3.08	18.2	648
5x10	re;rm	1.0	1.8	1.83	20.4	888
5x16	re;rm	1.0	1.8	1.15	22.8	1203
5x25	rm	1.2	1.9	0.727	28.1	1804
5x35	rm	1.2	2.0	0.524	31.0	2330
5x50	rm	1.4	2.2	0.387	37.3	3444
5x70	rm	1.4	2.4	0.268	42.1	4603
5x95	rm	1.6	2.5	0.193	47.9	6097
5x120	rm	1.6	2.7	0.153	52.4	7358
7x1.5	re	0.8	1.8	12.1	14.4	367
7x2.5	re	0.8	1.8	7.41	15.5	458
9x1.5	re	0.8	1.8	12.1	17.2	466
10x1.5	re	0.8	1.8	12.1	17.6	506
10x2.5	re	0.8	1.8	7.41	19.1	623
12x1.5	re	0.8	1.8	12.1	18.1	547
12x2.5	re	0.8	1.8	7.41	19.7	696
14x1.5	re	0.8	1.8	12.1	18.8	605
14x2.5	re	0.8	1.8	7.41	20.5	775
16x1.5	re	0.8	1.8	12.1	19.7	664
16x2.5	re	0.8	1.8	7.41	21.5	856
19x1.5	re	0.8	1.8	12.1	20.6	746
21x2.5	re	0.8	1.8	7.41	23.5	1052
24x1.5	re	0.8	1.8	12.1	23.5	998
24x2.5	re	0.8	1.8	7.41	25.8	1191
40x1.5	re	0.8	2.0	12.1	29.8	1400
52x2.5	re	0.8	2.1	7.41	35.3	2341