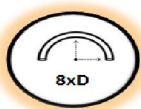
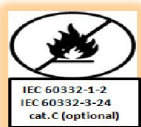
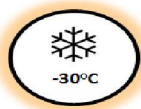
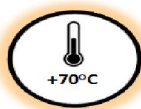
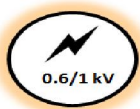


Cablu de semnalizare cu izolatie si manta de PVC

PVC – insulated and sheathed signal cable



Standard de fabricatie: ST 106
Tensiune nominala U_0/U : 0.25/0.5 kV

Domeniul de utilizare

Cablurile sunt utilizate pentru blocare, masurare, control tehnologic, circuite de curent continuu cu solicitari mecanice mari.
Cablurile pot fi pozate in spatii inchise si deschise, in pamant, in canale, in beton.

Temperatura max in functionarea de durata: +70°C
Temperatura de utilizare normala: -33°C÷+70°C
Temperatura minima de montaj: -5°C

* Cablurile sunt cu rezistenta la UV

Conductor de cupru

Conductor multifilar, clasa 5 conf. SR EN 60228

Izolatia

PVC

Manta

PVC negru sau gri
Cablurile CSYnYF (O/J) sunt cu rezistenta la propagarea flacarii; incercare conf. SR EN 60332-1-2
Iar CSYnYF-F (O/J) sunt cu rezistenta marita la propagarea flacarii, incercare conf. SR EN 60332-3-24/ cat.C

Marcaj pe manta

SC ELECTROPLAST SA, simbol cablu, tensiune de lucru, an de fabricatie, marcaj de lungime.

Raza minima de curbura la instalare

8 x diametrul cablului

Forta maxima de tractiune la pozare

50 N/mm²

Cod de culori

- Conductoare negre numerote din interior spre exterior, ultimul conductor in exterior este galben-verde
- Conductoare negre numerotate din interior spre exterior

Production standard: ST 106
Rated voltage U_0/U : 0.25/0.5 kV

Applicability

Blocking, measuring, technological control, DC circuits under strong mechanical stress.
The cables can be installed in open or confined areas, underground, in sewers, in concrete.

Max. temperature in long-run operation: +70°C
Normal operational temperature range: -33°C÷+70°C
Minimum temperature during installation: -5°C

* UV resistant cables

Copper conductor

Flexible conductor, class 5 acc. to SR EN 60228.

Insulation

PVC

Sheath

PVC black or gray
CSYnYF (O/J) are flame retardant cables; test according to SR EN 60332-1-2
CSYnYF-F (O/J) are extra flame retardant cables, test according to SR EN 60332-3-24/ C category

Sheath marking

SC ELECTROPLAST SA, cable symbol, operational voltage, manufacture year, length marking.

Min. bending radius at installation


8 x cable diameter

Max. tensile strain during installation

50 N/mm²

Color coding


- Numbered black conductors from inside out, last outer conductor is yellow-green.
- Numbered black conductors from inside out



Cablu de semnalizare, flexibil, cu izolatie si manta de PVC

PVC – insulated and sheathed, flexible signal cable

Tipodimensiune cablu <i>Cable size</i>	Tip conductor <i>Type of conductor</i>	Grosime radiala izolatie <i>Radial thickness of insulation</i> mm	Grosime radiala manta <i>Radial thickness of sheath</i> mm	Rezistenta electrica max, la 20°C <i>Max. Resistance at 20°C</i> Ω/km	Diametru exterior nominal <i>Nominal outer diameter</i> mm	Masa inf <i>Mass inf</i> kg/km
2x1	cl5	0.6	1.8	19.5	8.5	104
2x1.5	cl5	0.6	1.8	13.3	9.0	123
2x2.5	cl5	0.7	1.8	7.98	10.2	167
2x4	cl5	0.8	1.8	4.95	11.5	227
2x6	cl5	0.8	1.8	3.3	12.7	295
2x10	cl5	1.0	1.8	1.91	15.1	443
3x1	cl5	0.6	1.8	19.5	8.8	119
3x1.5	cl5	0.6	1.8	13.3	9.4	142
3x2.5	cl5	0.7	1.8	7.98	10.7	198
3x4	cl5	0.8	1.8	4.95	12.1	273
3x6	cl5	0.8	1.8	3.3	13.4	361
3x10	cl5	1.0	1.8	1.91	16.0	549
4x1	cl5	0.6	1.8	19.5	9.4	140
4x1.5	cl5	0.6	1.8	13.3	10.0	170
4x2.5	cl5	0.7	1.8	7.98	11.5	239
4x4	cl5	0.8	1.8	4.95	13.1	334
4x6	cl5	0.8	1.8	3.3	14.6	445
4x10	cl5	1.0	1.8	1.91	17.5	685
5x1	cl5	0.6	1.8	19.5	10.1	164
5x1.5	cl5	0.6	1.8	13.3	10.8	200
5x2.5	cl5	0.7	1.8	7.98	12.4	284
5x4	cl5	0.8	1.8	4.95	14.3	401
5x6	cl5	0.8	1.8	3.3	15.8	525
5x10	cl5	1.0	1.8	1.91	19.0	810
7x1	cl5	0.6	1.8	19.5	10.6	196
7x1.5	cl5	0.6	1.8	13.3	11.3	242
7x2.5	cl5	0.7	1.8	7.98	13.1	350
7x4	cl5	0.8	1.8	4.95	15.2	504
7x6	cl5	0.8	1.8	3.3	16.7	676
7x10	cl5	1.0	1.8	1.91	20.3	1059
9x1	cl5	0.6	1.8	19.5	13.1	231
9x1.5	cl5	0.6	1.8	13.3	14.0	287
9x2.5	cl5	0.7	1.8	7.98	16.3	414
9x4	cl5	0.6	1.8	4.95	18.8	590




Cablu de semnalizare, flexibil, cu izolatie si manta de PVC

PVC – insulated and sheathed, flexible signal cable

Tipodimensiune cablu <i>Cable size</i>	Tip conductor <i>Type of conductor</i>	Grosime radiala izolatie <i>Radial thickness of insulation</i> mm	Grosime radiala manta <i>Radial thickness of sheath</i> mm	Rezistenta electrica max, la 20°C <i>Max. Resistance at 20°C</i> Ω/km	Diametru exterior nominal <i>Nominal outer diameter</i> mm	Masa inf <i>Mass inf</i> kg/km
9x6	cl5	0.6	1.8	3.3	20.8	790
9x10	cl5	0.7	1.9	1.91	25.8	1261
12x1	cl5	0.6	1.8	19.5	13.9	231
12x1.5	cl5	0.6	1.8	13.3	14.9	354
12x2.5	cl5	0.7	1.8	7.98	17.4	517
12x4	cl5	0.6	1.8	4.95	20.2	746
12x6	cl5	0.6	1.8	3.3	22.3	1008
12x10	cl5	0.7	1.8	1.91	27.8	1620
14x1	cl5	0.6	1.8	19.5	14.5	315
14x1.5	cl5	0.6	1.8	13.3	15.6	398
14x2.5	cl5	0.7	1.8	7.98	18.2	586
16x1	cl5	0.6	1.8	19.5	15.2	350
16x1.5	cl5	0.6	1.8	13.3	16.3	444
16x2.5	cl5	0.7	1.8	7.98	19.1	657
19x1	cl5	0.6	1.8	19.5	15.9	398
19x1.5	cl5	0.6	1.8	13.3	17.1	509
19x2.5	cl5	0.7	1.8	7.98	20.1	758
21x1	cl5	0.6	1.8	19.5	18.2	449
21x1.5	cl5	0.6	1.8	13.3	19.7	572
21x2.5	cl5	0.7	1.8	7.98	23.3	850
24x1	cl5	0.6	1.8	19.5	18.2	491
24x1.5	cl5	0.6	1.8	13.3	19.7	630
24x2.5	cl5	0.7	1.8	7.98	23.3	943
27x1	cl5	0.6	1.8	19.5	18.5	536
27x1.5	cl5	0.6	1.8	13.3	20.1	691
27x2.5	cl5	0.7	1.9	7.98	23.8	1040
30x1	cl5	0.6	1.8	19.5	19.1	584
30x1.5	cl5	0.6	1.8	13.3	20.7	755
30x2.5	cl5	0.7	1.9	7.98	25.0	1164
33x1	cl5	0.6	1.8	19.5	19.8	633
33x1.5	cl5	0.6	1.9	13.3	21.5	820
33x2.5	cl5	0.7	2.0	7.98	25.9	1266
37x1	cl5	0.6	1.8	19.5	20.5	696
37x1.5	cl5	0.6	2.0	13.3	22.3	904

CSYnYF , CSYnYF-F 0.25/0.5 kV



Cablu de semnalizare, flexibil, cu izolatie si manta de PVC

PVC – insulated and sheathed, flexible signal cable

Tipodimensiune cablu <i>Cable size</i>	Tip conductor <i>Type of conductor</i>	Grosime radiala izolatie <i>Radial thickness of insulation</i> mm	Grosime radiala manta <i>Radial thickness of sheath</i> mm	Rezistenta electrica max, la 20°C <i>Max. Resistance at 20°C</i> Ω/km	Diametru exterior nominal <i>Nominal outer diameter</i> mm	Masa inf <i>Mass inf</i> kg/km
37x2.5	cl5	0.7	1.9	7.98	22.9	1399
42x1	cl5	0.6	1.9	19.5	22.8	788
42x1.5	cl5	0.6	1.9	13.3	25.2	1049
48x1	cl5	0.6	1.9	19.5	23.2	876
48x1.5	cl5	0.6	1.9	13.3	25.6	1169
52x1	cl5	0.6	1.9	19.5	24.2	961
52x1.5	cl5	0.6	1.9	13.3	26.3	1252
56x1	cl5	0.6	1.9	19.5	24.9	1024
56x1.5	cl5	0.6	1.9	13.3	27.0	1337
61x1	cl5	0.6	1.9	19.5	25.6	1101
61x1.5	cl5	0.6	1.9	13.3	27.8	1441