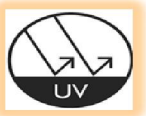
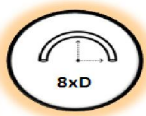
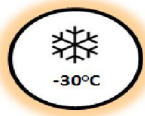
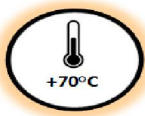
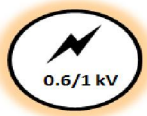


CSYY , CSYY-F 0.6/1 kV

Cablu de semnalizare cu izolatie si manta de PVC



PVC – insulated and sheathed signal cables



Standard de fabricatie: ST 106; IEC 502; HD 603 S1

Tensiune nominala U_0/U : 0.6/1 kV

Domeniul de utilizare

Cablurile sunt utilizate pentru comanda si semnalizare in statii electroenergetice si similare. Cablurile pot fi pozate in spatii inchise si deschise, in pamant, in canale, in beton .

Temperatura max in functionarea de durata: +70°C

Temperatura de utilizare normala: -33°C÷+70°C

Temperatura minima de montaj: -5°C

* Cablurile sunt cu rezistenta la UV

Conductor de cupru

Conductor unifilar (re), SR EN 60228

Izolatie

PVC

Manta

PVC, negru sau gri

Cablurile CSYY sunt cu rezistenta la propagarea flacarii; incercare conf. SR EN 60332-1-2

Iar CSYY-F sunt cu rezistenta marita la propagarea flacarii; incercare conf. SR EN 60332-3-24/ cat.C

Marcaj pe manta

SC ELECTROPLAST SA, simbol cablu, tensiune de lucru, an de fabricatie, marcaj de lungime.

Raza minima de curbura la instalare

8 x diametrul cablului

Forta maxima de tractiune la pozare

50 N/mm²

Cod de culori

- Pe fiecare strat doua conductoare alaturate vor avea culori diferite una inchisa si cealalta deschisa, restul conductoarelor vor fi albe.

Standard: ST 106; IEC 502; HD 603 S1

Rated voltage U_0/U : 0.6/1 kV

Applicability

Control and signal transmittal in power generation and supply facilities. The cables can be installed in open or confined areas, underground, in sewers, in concrete.

Max. temperature in long-run operation: +70 °C

Normal operational temperature range: -33°C÷+70°C

Minimum temperature during installation: -5°C

* UV resistant cables

Copper conductor

Solid conductor (re), SR EN 60228

Insulation

PVC

Sheath

PVC, black or gray

CSYY are flame retardant cables; test according to SR EN 60332-1-2

CSYY-F are extra flame retardant cables, test according to SR EN 60332-3-24/ C category

Sheath marking

SC ELECTROPLAST SA, cable symbol operational voltage, manufacture year, length marking.

Min. bending radius at installation

8 x cable diameter

Max. tensile strain during installation

50 N/mm²

Color coding

- Two adjacent conductors within each layer must have different colors, a dark and a light one, whereas the remaining ones are white.

CSYY , CSYY-F 0.6/1 kV




Cablu de semnalizare cu izolatie si manta de PVC

PVC – insulated and sheathed signal cables

Tipodimensiune cablu <i>Cable size</i>	Tip conductor <i>Type of conductor</i>	Grosime radiala izolatie <i>Insulation radial thickness</i>	Grosime radiala manta <i>Sheath radial thickness</i>	Rezistenta electrica max, la 20°C <i>Max. Resistance at 20°C</i>	Diametru exterior nominal <i>Nominal outer diameter</i>	Masa inf <i>Mass inf</i>
		mm	mm	Ω/km	mm	kg/km
2x1	re	0.8	1.8	18.1	9.3	122
2x1.5	re	0.8	1.8	12.1	9.8	142
2x2.5	re	0.8	1.8	7.41	10.6	178
2x4	re	1.0	1.8	4.61	12.3	251
2x6	re	1.0	1.8	3.08	13.5	323
2x10	re	1.0	1.8	1.83	15.1	443
3x1	re	0.8	1.8	18.1	9.7	139
3x1.5	re	0.8	1.8	12.1	10.2	164
3x2.5	re	0.8	1.8	7.41	11.1	210
3x4	re	1.0	1.8	4.61	13.0	300
3x6	re	1.0	1.8	3.08	14.3	391
3x10	re	1.0	1.8	1.83	16.0	549
4x1	re	0.8	1.8	18.1	10.4	175
4x1.5	re	0.8	1.8	12.1	11.0	195
4x2.5	re	0.8	1.8	7.41	12.0	253
4x4	re	1.0	1.8	4.61	14.1	367
4x6	re	1.0	1.8	3.08	15.5	482
4x10	re	1.0	1.8	1.83	17.5	685
5x1	re	0.8	1.8	18.1	11.2	195
5x1.5	re	0.8	1.8	12.1	11.8	234
5x2.5	re	0.8	1.8	7.41	12.9	305
5x4	re	1.0	1.8	4.61	15.3	445
5x6	re	1.0	1.8	3.08	16.9	587
5x10	re	1.0	1.8	1.83	19.0	838
7x1	re	0.8	1.8	18.1	12.0	230
7x1.5	re	0.8	1.8	12.1	12.7	279
7x2.5	re	0.8	1.8	7.41	13.9	371
7x4	re	1.0	1.8	4.61	16.6	552
7x6	re	1.0	1.8	3.08	18.3	729
7x10	re	1.0	1.8	1.83	20.7	1059
9x1	re	0.8	1.8	18.1	14.6	268
9x1.5	re	0.8	1.8	12.1	15.5	326

CSYY, CSYY-F 0.6/1 kV



Cablu de semnalizare cu izolatie si manta de PVC

PVC – insulated and sheathed signal cables

Tipodimensiune cablu <i>Cable size</i>	Tip conductor <i>Type of conductor</i>	Grosime radiala izolatie <i>Insulation radial thickness</i>	Grosime radiala manta <i>Sheath radial thickness</i>	Rezistenta electrica max, la 20°C <i>Max. Resistance at 20°C</i>	Diametru exterior nominal <i>Nominal outer diameter</i>	Masa inf <i>Mass inf</i>
		mm	mm	Ω/km	mm	kg/km
9x2.5	re	0.8	1.8	7.41	17.0	435
9x4	re	1.0	1.8	4.61	20.4	639
9x6	re	1.0	1.8	3.08	22.3	843
9x10	re	1.0	2.0	1.83	25.8	1261
10x1	re	0.8	1.8	18.1	15.0	292
12x1	re	0.8	1.8	18.1	15.6	326
12x1.5	re	0.8	1.8	12.1	16.6	401
12x2.5	re	0.8	1.8	7.41	18.3	544
12x4	re	1.0	1.8	4.61	21.9	808
12x6	re	1.0	1.8	3.08	24.0	1076
12x10	re	1.0	2.0	1.83	27.8	1620
14x1	re	0.8	1.8	18.1	16.2	366
14x1.5	re	0.8	1.8	12.1	17.3	452
14x2.5	re	0.8	1.8	7.41	19.1	617
16x1	re	0.8	1.8	18.1	17.0	406
16x1.5	re	0.8	1.8	12.1	18.2	504
16x2.5	re	0.8	1.8	7.41	20.1	691
19x1	re	0.8	1.8	18.1	17.9	461
19x1.5	re	0.8	1.8	12.1	19.1	575
19x2.5	re	0.8	1.8	7.41	21.1	794
21x1	re	0.8	1.8	18.1	20.6	522
21x1.5	re	0.8	1.8	12.1	22.1	650
21x2.5	re	0.8	2.0	7.41	24.9	918
24x1	re	0.8	1.8	18.1	20.6	569
24x1.5	re	0.8	1.8	12.1	22.1	713
24x2.5	re	0.8	2.0	7.41	24.9	1011
27x1	re	0.8	1.8	18.1	21.0	625
27x1.5	re	0.8	1.8	12.1	22.5	786
27x2.5	re	0.8	2.0	7.41	25.4	1118
30x1	re	0.8	1.8	18.1	21.7	681
30x1.5	re	0.8	1.8	12.1	23.3	859
30x2.5	re	0.8	2.0	7.41	26.3	1225
33x1	re	0.8	1.8	18.1	22.5	738

CSYY, CSYY-F 0.6/1 kV



Cablu de semnalizare cu izolatie si manta de PVC

PVC – insulated and sheathed signal cables

Tipodimensiune cablu <i>Cable size</i>	Tip conductor <i>Type of conductor</i>	Grosime radiala izolatie <i>Insulation radial thickness</i>	Grosime radiala manta <i>Sheath radial thickness</i>	Rezistenta electrica max, la 20°C <i>Max. Resistance at 20°C</i>	Diametru exterior nominal <i>Nominal outer diameter</i>	Masa inf <i>Mass inf</i>
		mm	mm	Ω/km	mm	kg/km
33x1.5	re	0.8	1.9	12.1	24.6	956
33x2.5	re	0.8	2.0	7.41	27.2	1225
37x1	re	0.8	1.8	18.1	23.3	812
37x1.5	re	0.8	2.0	12.1	25.5	1053
37x2.5	re	0.8	2.0	7.41	28.3	1472
42x1	re	0.8	1.9	18.1	26.4	945
42x1.5	re	0.8	2.0	12.1	28.4	1194
48x1	re	0.8	2.0	18.1	26.9	1048
48x1.5	re	0.8	2.0	12.1	28.9	1330
52x1	re	0.8	2.0	18.1	27.6	1122
52x1.5	re	0.8	2.0	12.1	29.7	1426
56x1	re	0.8	2.0	18.1	28.4	1196
56x1.5	re	0.8	2.0	12.1	30.5	1517
61x1	re	0.8	2.0	18.1	29.2	1286
61x1.5	re	0.8	2.0	12.1	31.4	1641