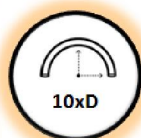
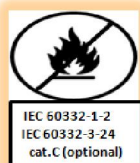
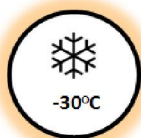

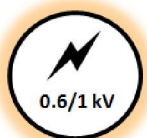


CSYEcAb(z)Y-FH 0.6/1 kV



Cablu de semnalizare cu izolatie si manta de PVC, cu ecran de cupru si armatura

PVC – insulated and sheathed signal cable with copper screen and armor



Standard de fabricatie: ST 106, IEC 502
Tensiune nominala U_0/U : 0.6/1 kV

Domeniul de utilizare

Cablurile se utilizeaza pentru comanda si semnalizare in instalatii electroenergetice si similare
Cablurile pot fi pozate in spatii inchise si deschise, in pamant, in canale, in beton.

Temperatura max in functionarea de durata: +70°C

Temperatura de utilizare normala: -33°C/+60°C

Temperatura minima de montaj: -5°C

*Cablurile sunt cu rezistenta la uleiuri si hidrocarburi

* Cablurile sunt cu rezistenta la UV

Conductor de cupru

Conductor unifilar (re), SR EN 60228

Izolatie:

PVC

Ecran: Banda de cupru

Manta interioara

PVC

Armatura

Banda de otel laminata la rece nezincata sau zincata de grosime minima 0.2 mm.

Manta externa

PVC

Cablurile sunt cu rezistenta marita la propagarea flacarii, incercare conf. SR EN 60332-3-24/ cat.C

Marcaj pe manta

SC ELECTROPLAST SA, simbol cablu, tensiune de lucru, an de fabricatie, marcaj de lungime.

Raza minima de curbura la instalare

10 x diametrul cablului

Forta maxima de tractiune la pozare

50 N/mm²

Cod de culori

- Pe fiecare strat doua conductoare alaturate vor avea culori diferite una inchisa si cealalta deschisa, restul conductoarelor vor fi albe.

Production standard: ST 106, IEC 502
Rated voltage U_0/U : 0.6/1 kV

Applicability :

Control and transmittal of signals in power generation & supply facilities and similar applications.

The cables can be installed in open or confined areas, underground, in sewers, in concrete.

Max. temperature in long-run operation: +70°C

Normal operational temperature range: -33°C/+60°C

Minimum temperature during installation: -5°C

* The cables are resistant to oils and hydrocarbons

* UV resistant cables

Copper conductor

Solid conductor (re), SR EN 60228

Insulation

PVC

Screen: Copper tape

Inner sheath

PVC

Armor

Blank or zinc-plated cold-rolled steel tape 0.2 mm thickness.

Outer sheath

PVC

Cables are extra flame retardant cables, test according to SR EN 60332-3-24/ C category

Sheath marking

SC ELECTROPLAST SA, cable symbol, operational voltage, manufacture year, length marking.

Min. bending radius at installation

10 x cable diameter

Max. tensile strain during installation

50 N/mm²

Color coding

- Two adjacent conductors within each layer must have different colors, a dark and a light one, whereas the remaining ones must be white.

CSYEcAb(z)Y-FH 0.6/1 kV



Cablu de semnalizare cu izolatie si manta de PVC, cu ecran de cupru si armatura

PVC – insulated and sheathed signal cable with copper screen and armor

Tipodimensiune cablu <i>Cable size</i>	Tip conductor <i>Type of conductor</i>	Grosime radiala izolatie <i>Radial thickness of insulation</i> mm	Grosime radiala manta <i>Radial thickness of sheath</i> mm		Diametru exterior nominal <i>Nominal outer diameter</i> mm	Rezistenta electrica, max la 20°C <i>Max. Resistance at 20°C</i> Ω/km	Masa inf <i>Mass inf</i> kg/km
			Int.	Ext .			
2x1	re	0.8	0.8	1.4	13.0	18.1	283
2x1.5	re	0.8	0.8	1.4	13.5	12.1	311
2x2.5	re	0.8	0.8	1.4	14.3	7.41	360
2x4	re	1.0	0.8	1.4	16.2	4.61	471
2x6	re	1.0	0.8	1.4	17.3	3.08	552
3x1	re	0.8	0.8	1.4	13.4	18.1	307
3x1.5	re	0.8	0.8	1.4	14.0	12.1	340
3x2.5	re	0.8	0.8	1.4	14.8	7.41	400
3x4	re	1.0	0.8	1.4	16.9	4.61	531
3x6	re	1.0	0.8	1.4	18.0	3.08	632
4x1	re	0.8	0.8	1.4	14.2	18.1	343
4x1.5	re	0.8	0.8	1.4	14.8	12.1	384
4x2.5	re	0.8	0.8	1.4	15.7	7.41	457
4x4	re	1.0	0.8	1.4	18.0	4.61	616
4x6	re	1.0	0.8	1.4	19.3	3.08	742
4x10	re	1.0	0.8	1.4	19.7	1.83	760
4x16	re	1.0	1.0	1.8	22.4	1.15	1093
5x1	re	0.8	0.8	1.4	14.9	18.1	384
5x1.5	re	0.8	0.8	1.4	15.6	12.1	432
5x2.5	re	0.8	0.8	1.4	16.7	7.41	521
5x4	re	1.0	0.8	1.4	19.2	4.61	709
5x6	re	1.0	1.0	1.4	20.0	3.08	883
5x10	re	1.0	1.0	1.4	21.0	1.83	930
7x1	re	0.8	0.8	1.4	15.7	18.1	433
7x1.5	re	0.8	0.8	1.4	16.5	12.1	494
7x2.5	re	0.8	0.8	1.4	17.7	7.41	605
7x4	re	1.0	0.8	1.4	20.9	4.61	856
7x6	re	1.0	1.0	1.4	22.4	3.08	1053
9x1	re	0.8	0.8	1.4	18.1	18.1	502
9x1.5	re	0.8	0.8	1.4	19.1	12.1	575
9x2.5	re	0.8	1.0	1.4	21.0	7.41	727
9x4	re	1.0	1.0	1.8	25.1	4.61	1027
9x6	re	1.0	1.0	1.8	27.0	3.08	1265
12x1	re	0.8	0.8	1.4	19.1	18.1	575

CSYEcab(z)Y-FH 0.6/1 kV



Cablu de semnalizare cu izolatie si manta de PVC, cu ecran de cupru si armatura

PVC – insulated and sheathed signal cable with copper screen and armor

Tipodimensiune cablu <i>Cable size</i>	Tip conductor <i>Type of conductor</i>	Grosime radiala izolatie <i>Radial thickness of insulation</i> mm	Grosime radiala manta <i>Radial thickness of sheath</i> mm		Diametru exterior nominal <i>Nominal outer diameter</i> mm	Rezistenta electrica, max la 20°C <i>Max. Resistance at 20°C</i> Ω/km	Masa inf <i>Mass inf</i> kg/km
			Int.	Ext.			
12x1.5	re	0.8	0.8	1.4	20.1	12.1	666
12x2.5	re	0.8	1.0	1.4	22.2	7.41	855
12x4	re	1.0	1.0	1.8	26.6	4.61	1222
12x6	re	1.0	1.0	1.8	28.7	3.08	1527
14x1	re	0.8	0.8	1.4	19.8	18.1	625
14x1.5	re	0.8	1.0	1.4	21.3	12.1	749
14x2.5	re	0.8	1.0	1.8	23.8	7.41	982
16x1	re	0.8	1.0	1.4	21.0	18.1	697
16x1.5	re	0.8	1.0	1.4	22.2	12.1	814
16x2.5	re	0.8	1.0	1.8	24.8	7.41	1073
19x1	re	0.8	1.0	1.4	21.8	18.1	767
19x1.5	re	0.8	1.0	1.8	23.8	12.1	942
19x2.5	re	0.8	1.0	1.8	25.8	7.41	1197
21x1	re	0.8	1.0	1.8	25.3	18.1	913
21x1.5	re	0.8	1.0	1.8	26.8	12.1	1068
21x2.5	re	0.8	1.0	1.8	29.2	7.41	1355
24x1	re	0.8	1.0	1.8	25.3	18.1	962
24x1.5	re	0.8	1.0	1.8	26.8	12.1	1133
24x2.5	re	0.8	1.0	1.8	29.2	7.41	1451
27x1	re	0.8	1.0	1.8	25.7	18.1	1022
27x1.5	re	0.8	1.0	1.8	27.3	12.1	1210
27x2.5	re	0.8	1.0	1.8	29.7	7.41	1561
30x1	re	0.8	1.0	1.8	26.4	18.1	1090
30x1.5	re	0.8	1.0	1.8	28.0	12.1	1296
30x2.5	re	0.8	1.0	1.8	30.6	7.41	1682
33x1	re	0.8	1.0	1.8	27.2	18.1	1159
33x1.5	re	0.8	1.0	1.8	28.9	12.1	1382
33x2.5	re	0.8	1.0	1.8	31.6	7.41	1800
37x1	re	0.8	1.0	1.8	28.1	18.1	1248
37x1.5	re	0.8	1.0	1.8	29.8	12.1	1496
37x2.5	re	0.8	1.0	1.8	33.8	7.41	2050
42x1	re	0.8	1.0	1.8	29.1	18.1	1300
42x1.5	re	0.8	1.2	1.8	31.3	12.1	1580
48x1	re	0.8	1.0	1.8	29.6	18.1	1427

CSYE_cAb(z)Y-FH 0.6/1 kV



Cablu de semnalizare cu izolatie si manta de PVC, cu ecran de cupru si armatura

PVC – insulated and sheathed signal cable with copper screen and armor

Tipodimensiune cablu <i>Cable size</i>	Tip conductor <i>Type of conductor</i>	Grosime radiala izolatie <i>Radial thickness of insulation</i> mm	Grosime radiala manta <i>Radial thickness of sheath mm</i>		Diametru exterior nominal <i>Nominal outer diameter</i> mm	Rezistenta electrica, max la 20°C <i>Max. Resistance at 20°C</i> Ω/km	Masa inf <i>Mass inf</i> kg/km
			Int.	Ext .			
48x1.5	re	0.8	1.2	1.8	31.8	12.1	1733
52x1	re	0.8	1.0	1.8	30.3	18.1	1513
52x1.5	re	0.8	1.2	1.8	32.5	12.1	1840
56x1	re	0.8	1.2	1.8	31.5	18.1	1633
56x1.5	re	0.8	1.2	1.8	33.4	12.1	1949
61x1	re	0.8	1.2	1.8	32.3	18.1	1739
61x1.5	re	0.8	1.2	2.2	35.1	12.1	2148