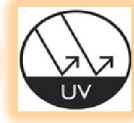
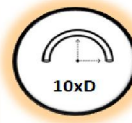
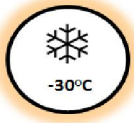
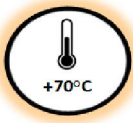
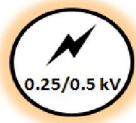


CSYEAb(z)Y-FH 0.25/0.5 kV



Cablu de semnalizare, ecranat, armat, cu izolatie si manta de PVC

PVC – insulated and sheathed, screened- armored signal cable



Standard de fabricatie: ST 106
Tensiune nominala U_0/U : 0.25/0.5 kV

Domeniul de utilizare

Cablurile sunt utilizate pentru blocare, masurare, control tehnologic, avertizare de incendiu, circuite de curent continuu.

Cablurile pot fi pozate in spatii inchise si deschise, in pamant, in canale, in beton .

- * Cablurile sunt cu rezistenta la uleiuri si hidrocarburi
- * Cablurile sunt cu rezistenta la UV

Temperatura max in functionarea de durata: +70°C
Temperatura de utilizare normala: -33°C/+70°C

Temperatura minima de montaj: -5°C

Conductor de cupru

Conductor unifilar (re), SR EN 60228

Izolatie

PVC

Ecran

Aluminiu pe suport de poliester, tip ALU/PET, 9/12µm grosime.

Manta interioara

PVC de culoare neagra sau gri.

Armatura

Banda de otel laminata la rece nezincata sau zincata de grosime minima 0.2 mm.

Manta exterioara

PVC de culoare neagra sau gri.

CSYEAb(z)Y-FH, sunt cu rezistenta marita la propagarea flacarii, incercare conf. SR EN 60332-3-24/ cat.C

Marcaj pe manta

SC ELECTROPLAST SA, simbol cablu, tensiune de lucru, an de fabricatie, marcaj de lungime.

Raza minima de curbura la instalare

10 x diametrul cablului

Forta maxima de tractiune la pozare

50 N/mm²

Cod de culori

- Pe fiecare strat doua conductoare alaturate vor avea culori diferite una inchisa si cealalta deschisa, restul conductoarelor vor fi albe.

Production standard: ST 106
Rated voltage U_0/U : 0.25/0.5 kV

Applicability

Blocking, measuring, technological control, fire alert, DC circuits

The cables can be installed in open or confined areas, underground, in sewers, in concrete.

- * Oil and hydrocarbons resistant cables
- * UV resistant cables

Max. temperature in long-run operation: +70°C
Normal operational temperature range: -33°C/+70°C

Minimum temperature during installation: -5°C

Copper conductor

Solid conductor (re), SR EN 60228

Insulation

PVC

Screen

Aluminum screen on polyester base ALU/PET type, 9/12µm thickness.

Inner sheath

PVC, black or gray.

Armor

Blank or zinc-plated cold-rolled steel tape of min. 0.2 mm thickness.

Outer sheath

PVC, black or black.

CSYEAb(z)Y-FH, are extra flame retardant cables, test according to SR EN 60332-3-24/ C category

Sheath marking

SC ELECTROPLAST SA, cable symbol, operational voltage, manufacture year, length marking.

Raza minima de curbura la instalare

10 x cable diameter

Max. tensile strain during installation

50 N/mm²

Color coding

- Two adjacent conductors within each layer must have different colors, a dark and light one, whereas the remaining ones must be white.

CSYEAb(z)Y-FH 0.25/0.5 kV



Cablu de semnalizare, ecranat, armat, cu izolatie si manta de PVC

PVC – insulated and sheathed, screened- armored signal cable

Tipodimensiune cablu <i>Cable size</i>	Tip conductor <i>Type of conductor</i>	Grosime radiala izolatii <i>Insulation radial thickness</i>	Grosime radiala manta <i>Sheath radial thickness</i>		Diametru exterior nominal <i>Nominal outer diameter</i>	Rezistenta electrica, max la 20°C <i>Max. Resistance at 20°C</i>	Masa inf <i>Mass inf</i>
			mm	Int.			
2x1	re	0.6	0.8	1.4	10.7	18.1	178
2x1.5	re	0.6	0.8	1.4	11.2	12.1	198
2x2.5	re	0.7	0.8	1.4	12.4	7.41	245
2x4	re	0.8	0.8	1.4	13.7	4.61	305
2x6	re	0.8	0.8	1.4	14.7	3.08	365
3x1	re	0.6	0.8	1.4	11.1	18.1	199
3x1.5	re	0.6	0.8	1.4	11.6	12.1	225
3x2.5	re	0.7	0.8	1.4	12.9	7.41	285
3x4	re	0.8	0.8	1.4	14.3	4.61	364
3x6	re	0.8	0.8	1.4	15.4	3.08	446
4x1	re	0.6	0.8	1.4	11.7	18.1	225
4x1.5	re	0.6	0.8	1.4	12.3	12.1	258
4x2.5	re	0.7	0.8	1.4	13.7	7.41	333
4x4	re	0.8	0.8	1.4	15.3	4.61	432
4x6	re	0.8	0.8	1.4	16.6	3.08	536
5x1	re	0.6	0.8	1.4	12.3	18.1	252
5x1.5	re	0.6	0.8	1.4	13.0	12.1	291
5x2.5	re	0.7	0.8	1.4	14.6	7.41	381
5x4	re	0.8	0.8	1.4	16.4	4.61	500
5x6	re	0.8	0.8	1.4	17.8	3.08	628
7x1	re	0.6	0.8	1.4	13.0	18.1	294
7x1.5	re	0.6	0.8	1.4	13.8	12.1	344
7x2.5	re	0.7	0.8	1.4	15.6	7.41	461
7x4	re	0.8	0.8	1.4	17.6	4.61	618
7x6	re	0.8	0.8	1.4	19.1	3.08	788
9x1	re	0.6	0.8	1.4	14.9	18.1	359
9x1.5	re	0.6	0.8	1.4	15.8	12.1	424
9x2.5	re	0.7	0.8	1.4	18.1	7.41	574
9x4	re	0.8	1.0	1.4	21.1	4.61	799
9x6	re	0.8	1.0	1.4	23.8	3.08	1065
12x1	re	0.6	0.8	1.4	15.7	18.1	418
12x1.5	re	0.6	0.8	1.4	16.8	12.1	500
12x2.5	re	0.7	0.8	1.4	19.3	7.41	689
12x4	re	0.8	1.0	1.8	22.4	4.61	970
12x6	re	0.8	1.0	1.8	25.4	3.08	1304
14x1	re	0.6	0.8	1.4	16.3	18.1	457
14x1.5	re	0.6	0.8	1.4	17.4	12.1	552
14x2.5	re	0.7	0.8	1.4	20.1	7.41	767
16x1	re	0.6	0.8	1.4	17.0	18.1	499
16x1.5	re	0.6	0.8	1.4	18.2	12.1	605

CSYEAb(z)Y-FH 0.25/0.5 kV



Cablu de semnalizare, ecranat, armat, cu izolatie si manta de PVC

PVC – insulated and sheathed, screened- armored signal cable

Tipodimensiune cablu <i>Cable size</i>	Tip conductor <i>Type of conductor</i>	Grosime radiala izolatie <i>Insulation radial thickness</i>	Grosime radiala manta <i>Sheath radial thickness</i>		Diametru exterior nominal <i>Nominal outer diameter</i>	Rezistenta electrica, max la 20°C <i>Max. Resistance at 20°C</i>	Masa inf <i>Mass inf</i>
			mm	Int.			
16x2.5	re	0.7	1.0	1.4	21.4	7.41	869
19x1	re	0.6	0.8	1.4	17.7	18.1	555
19x1.5	re	0.6	0.8	1.4	18.9	12.1	678
19x2.5	re	0.7	1.0	1.4	22.3	7.41	981
21x1	re	0.6	0.8	1.4	20.0	18.1	629
21x1.5	re	0.6	1.0	1.4	21.9	12.1	790
21x2.5	re	0.7	1.0	1.8	26.3	7.41	1158
24x1	re	0.6	0.8	1.4	20.0	18.1	671
24x1.5	re	0.6	1.0	1.4	21.9	12.1	848
24x2.5	re	0.7	1.0	1.8	26.3	7.41	1251
27x1	re	0.6	1.0	1.8	20.8	18.1	742
27x1.5	re	0.6	1.0	1.4	22.3	12.1	914
27x2.5	re	0.7	1.0	1.8	26.8	7.41	1355
30x1	re	0.6	1.0	1.8	21.4	18.1	797
30x1.5	re	0.6	1.0	1.8	23.8	12.1	1030
30x2.5	re	0.7	1.0	1.8	27.6	7.41	1466
33x1	re	0.6	1.0	1.8	22.0	18.1	853
33x1.5	re	0.6	1.0	1.8	24.5	12.1	1105
33x2.5	re	0.7	1.0	1.8	28.5	7.41	1579
37x1	re	0.6	1.0	1.8	22.7	18.1	923
37x1.5	re	0.6	1.0	1.8	25.3	12.1	1199
37x2.5	re	0.7	1.0	1.8	28.5	7.41	1724
42x1	re	0.6	1.0	1.8	25.9	18.1	1090
42x1.5	re	0.6	1.0	1.8	27.9	12.1	1354
48x1	re	0.6	1.0	1.8	26.2	18.1	1183
48x1.5	re	0.6	1.0	1.8	28.3	12.1	1478
52x1	re	0.6	1.0	1.8	26.8	18.1	1253
52x1.5	re	0.6	1.0	1.8	28.9	12.1	1570
56x1	re	0.6	1.0	1.8	27.5	18.1	1324
56x1.5	re	0.6	1.0	1.8	29.7	12.1	1664
61x1	re	0.6	1.0	1.8	28.2	18.1	1410
61x1.5	re	0.6	1.0	1.8	30.4	12.1	1777