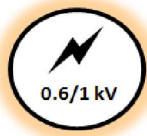



## CS2XY , CS2XY-F 0.6/1 kV

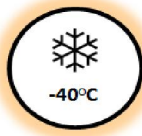
### Cablu de semnalizare cu izolatie de polietilena reticulata si manta de PVC



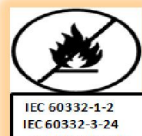
0.6/1 kV



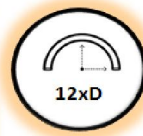
+90°C



-40°C



IEC 60332-1-2  
IEC 60332-3-24  
cat.C (optional)



12xD



UV



MIN -5°C



RoHS  
COMPLIANT

**Standard de referinta:** SR CEI 605021  
**Tensiune nominala  $U_0/U$ :** 0.6/1 kV

#### Domeniul de utilizare

Cablurile sunt utilizate pentru comanda si semnalizare in statii electroenergetice si aplicatii similare. Cablurile pot fi pozate in spatii inchise si deschise, in pamant, in canale, in beton .

**Temperatura max in functionarea de durata:** +90°C  
**Temperatura de utilizare normala:** -40°C÷+80°C  
**Temperatura minima de montaj:** -5°C

\* Cablurile sunt cu rezistenta la radiatii UV

#### Conductor de cupru

Conductor unifilar (re), SR EN 60228

#### Izolatie

Polietilena reticulata (XLPE)

#### Manta

PVC, negru sau gri.

Cablurile CS2XY sunt cu intarziere la propagarea flacarii, incercare conf. SR EN 60332-1-2.

Cablurile CS2XY-F sunt cu intarziere marita la propagarea flacarii, incercare conf. SR CEI 60332-3-24/ categoria C

#### Marcaj pe manta

SC ELECTROPLAST SA, simbol cablu, tensiune de lucru, an de fabricatie, marcaj de lungime.

#### Raza minima de curbura la instalare

12 x diametrul cablului

#### Forta maxima de tractiune la pozare

50 N/mm<sup>2</sup>

#### Cod de culori

- Pe fiecare strat doua conductoare alaturate vor avea culori diferite, una inchisa si cealalta deschisa, restul conductoarelor vor fi albe.



### Signal cable with XLPE insulation and PVC sheath

**Reference standard:** SR CEI 605021  
**Rated voltage  $U_0/U$ :** 0.6/1 kV

#### Applicability

Control and signal transmittal in power generation and supply facilities and similar applications. The cables can be installed in open or confined areas, underground, in sewers, in concrete.

**Max. temperature in long-run operation:** +90°C  
**Normal operational temperature range:** -40°C÷+80°C  
**Minimum temperature during installation:** -5°C

\* UV resistant cables

#### Copper conductor

Solid conductor (re), SR EN 60228

#### Insulation

Crosslinked-polyethylene (XLPE)

#### Sheath

PVC, black or gray.

CS2XY are flame retardant cables; test according to SR EN 60332-1-2

CS2XY-F are extra flame retardant cables; test according to SR EN 60332-3-24/ C category.

#### Sheath marking

SC ELECTROPLAST SA, cable symbol, operational voltage, manufacture year, length marking

#### Min. bending radius at installation

12 x cable diameter


#### Max. tensile strain during installation

50 N/mm<sup>2</sup>

#### Color coding

- Two adjacent conductors within each layer must have different colors, a dark and light one, whereas the remaining ones must be white.

## CS2XY , CS2XY-F 0.6/1 kV



**Cablu de semnalizare cu izolatie de polietilena reticulata si manta de PVC**

**Signal cable with XLPE insulation and PVC sheath**

Tipodimensiune cablu <i>Cable size</i>	Tip conductor <i>Conductor type</i>	Grosime radiala izolatie <i>Insulation's radial thickness mm</i>	Grosime radiala manta <i>Sheath's radial thickness mm</i>	Rezistenta electrica max, la 20°C <i>Max. resistance at 20°C</i> Ω/km	Diametru exterior nominal <i>Nominal outer diameter</i> mm	Masa inf <i>Mass inf</i> kg/km
2x1	re	0.7	1.8	18.1	8.9	114
2x1.5	re	0.7	1.8	12.1	9.3	131
2x2.5	re	0.7	1.8	7.41	10.1	165
2x4	re	0.7	1.8	4.61	11.0	211
2x6	re	0.7	1.8	3.08	12.2	275
3x1	re	0.7	1.8	18.1	9.3	128
3x1.5	re	0.7	1.8	12.1	9.7	149
3x2.5	re	0.7	1.8	7.41	10.6	192
3x4	re	0.7	1.8	4.61	11.6	252
3x6	re	0.7	1.8	3.08	12.9	333
4x1	re	0.7	1.8	18.1	9.9	150
4x1.5	re	0.7	1.8	12.1	10.5	176
4x2.5	re	0.7	1.8	7.41	11.4	231
4x4	re	0.7	1.8	4.61	12.5	306
4x6	re	0.7	1.8	3.08	13.9	409
5x1	re	0.7	1.8	18.1	10.6	174
5x1.5	re	0.7	1.8	12.1	11.2	206
5x2.5	re	0.7	1.8	7.41	12.3	273
5x4	re	0.7	1.8	4.61	13.6	366
5x6	re	0.7	1.8	3.08	15.1	491
7x1	re	0.7	1.8	18.1	11.4	205
7x1.5	re	0.7	1.8	12.1	12.1	246
7x2.5	re	0.7	1.8	7.41	13.3	333
7x4	re	0.7	1.8	4.61	14.6	453
7x6	re	0.7	1.8	3.08	16.3	616
9x1	re	0.7	1.8	18.1	13.8	236
9x1.5	re	0.7	1.8	12.1	14.7	284
9x2.5	re	0.7	1.8	7.41	16.2	387
9x4	re	0.7	1.8	4.61	17.9	530
9x6	re	0.7	1.8	3.08	19.8	714
12x1	re	0.7	1.8	18.1	14.7	285
12x1.5	re	0.7	1.8	12.1	15.6	347
12x2.5	re	0.7	1.8	7.41	17.3	480
12x4	re	0.7	1.8	4.61	19.2	668
12x6	re	0.7	1.8	3.08	21.3	908
14x1	re	0.7	1.8	18.1	15.4	318
14x1.5	re	0.7	1.8	12.1	16.3	389



**Cablu de semnalizare cu izolatie de polietilena  
reticulata si manta de PVC**

**Signal cable with XLPE insulation and  
PVC sheath**

Tipodimensiune cablu <i>Cable size</i>	Tip conductor <i>Conductor type</i>	Grosime radiala izolatii <i>Insulation's radial thickness mm</i>	Grosime radiala manta <i>Sheath's radial thickness mm</i>	Rezistenta electrica max, la 20°C <i>Max. resistance at 20°C</i>  Ω/km	Diametru exterior nominal <i>Nominal outer diameter</i>  mm	Masa inf <i>Mass inf</i>  kg/km
14x2.5	re	0.7	1.8	7.41	18.1	543
16x1	re	0.7	1.8	18.1	16.1	352
16x1.5	re	0.7	1.8	12.1	17.1	432
16x2.5	re	0.7	1.8	7.41	19.0	607
19x1	re	0.7	1.8	18.1	16.9	399
19x1.5	re	0.7	1.8	12.1	18.0	494
19x2.5	re	0.7	1.8	7.41	20.0	699
21x1	re	0.7	1.8	18.1	19.4	451
21x1.5	re	0.7	1.8	12.1	20.7	556
21x2.5	re	0.7	1.8	7.41	23.5	809
24x1	re	0.7	1.8	18.1	19.4	491
24x1.5	re	0.7	1.8	12.1	20.7	609
24x2.5	re	0.7	1.8	7.41	23.5	891
27x1	re	0.7	1.8	18.1	19.8	535
27x1.5	re	0.7	1.8	12.1	21.1	667
27x2.5	re	0.7	1.8	7.41	24.0	979
30x1	re	0.7	1.8	18.1	20.4	581
30x1.5	re	0.7	1.8	12.1	21.8	727
30x2.5	re	0.7	1.8	7.41	24.8	1070
33x1	re	0.7	1.8	18.1	21.2	628
33x1.5	re	0.7	1.8	12.1	23.0	811
33x2.5	re	0.7	1.8	7.41	25.7	1162
37x1	re	0.7	1.8	18.1	21.9	689
37x1.5	re	0.7	1.8	12.1	23.9	891
37x2.5	re	0.7	1.8	7.41	26.7	1282
42x1	re	0.7	1.8	18.1	26.4	822
42x1.5	re	0.7	1.8	12.1	28.4	1029
48x1	re	0.7	1.8	18.1	26.9	908
48x1.5	re	0.7	1.8	12.1	28.9	1141
52x1	re	0.7	1.8	18.1	27.6	969
52x1.5	re	0.7	1.8	12.1	29.7	1220
56x1	re	0.7	1.8	18.1	28.4	1035
56x1.5	re	0.7	1.9	12.1	30.5	1300
61x1	re	0.7	1.8	18.1	29.2	1106
61x1.5	re	0.7	1.9	12.1	31.4	1398