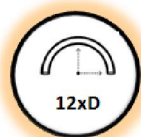
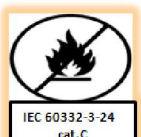
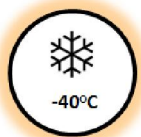

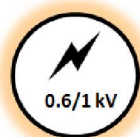


C2XAb(z)Y-FH



Cablu de energie, armat, cu izolatie din XLPE si manta de PVC cu rezistenta la hidrocarburi

Armored power cable with XLPE insulation and PVC sheath hydrocarbons resistant



Standard de fabricatie: SR CEI 60502-1
Tensiune nominala $U_0/U(U_m)$: 0.6/1(1.2) kV
Tensiunea de incercare: 4 kV, 50 Hz, timp de 5 minute.

Reference standard: SR CEI 60502-1
Rated voltage $U_0/U(U_m)$: 0.6/1(1.2) kV
Test voltage: 4 kV, 50 Hz, for 5 minutes.

Domeniul de utilizare

Cablurile sunt utilizate pentru transportul energiei electrice la statii de putere.

Cablurile pot fi pozate in spatii inchise si deschise, in pamant, in canale, in beton.

Temperatura max. a conductorului in functionarea de durata: +90°C

Temperatura max. a conductorului in scurt-circuit (max 5 s): +250°C

Temperatura minima a cablului (masurata pe manta):

- la montaj: -5°C
- in exploatare: -40°C

* Cablurile sunt cu rezistenta la UV

* Cablurile prezinta rezistenta la ulei si hidrocarburi

Conductor de cupru

Conductor unifilar (re), conductor multifilar (rm,sm), conf. SR EN 60228

Izolatie: polietilena reticulata (XLPE)

Manta interioara: PVC

Armatura

Banda de otel laminata la rece de grosime 0.2 sau 0.5 mm

Manta exterioara: PVC de tip TM 5 cu rezistenta la ulei si hidrocarburi

Cablurile sunt cu rezistenta marita la propagarea flacarilor, incercare conf. SR EN 60332-3-24/ cat.C

Marcaj pe manta

SC ELECTROPLAST SA, simbol cablu, tensiune de lucru, an de fabricatie, marcare lungime.

Raza minima de curbura la instalare

12 x diametrul cablului

Forta maxima de tractiune la pozare

50 N/mm²

Cod de culori

- 1 conductor: negru sau galben-verde
- 3 conductoare: maro, negru, gri galben-verde, albastru, maro
- 4 conductoare: albastru, maro, negru, gri galben-verde, maro, negru, gri
- 5 conductoare: albastru, maro, negru, gri, negru galben-verde, albastru, maro, negru, gri

Mai mult de 5 conductoare:

- conductoare negre numerotate
- galben-verde, conductoare negre numerotate

Applications :

Power supply to power stations

The cables can be installed in open or confined areas, under ground, in sewers, in concrete .

Max. conductor temperature in long-run operation: +90°C

Max. conductor temperature in short-circuit (max 5 s): +250°C

Min. cable temperature (measured on sheath surface)

- during installation: -5°C
- in operation: -40°C

* UV resistant cables

* Oil and hydrocarbons resistant cables

Copper conductor

Solid conductor (re), compacted (m) or sector-shaped conductor (sm), acc. to SR EN 60228

Insulation: crosslinked polyethylene (XLPE)

Inner sheath: PVC

Armor

Cold rolled steel tape 0.2 or 0.5 mm thickness.

Sheath: PVC, TM5 type with oil and hydrocarbons resistance

Extra flame retardant cables; test according to SR EN 60332-3-24/ C category.

Sheath marking

SC ELECTROPLAST SA, cable symbol, operational voltage, manufacture year, length marking .

Min. bending radius at installation :

12 x cable diameter

Max. tensile strain at installation :

50 N/mm²

Color coding :

- 1 conductor: black or yellow-green
- 3 conductors: brown, black, grey yellow-green, blue, brown
- 4 conductors: blue, brown, black, grey yellow-green, brown, black, grey
- 5 conductors: blue, brown, black, grey, black yellow-green, blue, brown, black, grey

More than 5 conductors:

- numbered black conductors
- yellow-green numbered black conductors

C2XAb(z)Y-FH



Cablu de energie, armat, cu izolatie din XLPE si manta de PVC cu rezistenta la hidrocarburi

Armored power cable with XLPE insulation and PVC sheath hydrocarbons resistant

Tipodimensiune cablu <i>Cable size</i>	Tip conductor <i>Cond. type</i>	Nr de fire din conductor <i>No. of wires / conductor</i>	Grosime radiala izolatie <i>Radial insulation thickness</i>	Grosime radiala manta <i>Radial sheath thickness</i>		Diametru exterior nominal <i>Nominal outer diameter</i>	Rezistenta electrica max, la 20°C <i>Max. resistance at 20°C</i>	Masa inf <i>Mass inf</i>
				mm	mm			
				Int <i>inner</i>	Ext <i>ext</i>	mm	Ω/km	kg/km
1x50	rc	19	1.0	1.2	1.5	16.3	0.387	730
1x70	rc	19	1.1	1.2	1.5	18.1	0.268	970
1x95	rc	19	1.2	1.2	1.6	20.0	0.193	1241
1x120	rc	37	1.4	1.2	1.6	21.7	0.153	1493
1x150	rc	37	1.4	1.2	1.7	23.7	0.124	1779
1x185	rc	37	1.6	1.2	1.8	26.9	0.0991	2219
1x240	rc	61	1.7	1.2	1.9	29.3	0.0754	2777
1x300	rc	61	1.8	1.2	2.1	32.5	0.0601	3414
1x500	rc	61	2.2	1.3	2.3	41.9	0.0366	5775
2x1.5	re	1	0.7	1.2	1.8	12.8	12.1	254
2x2.5	re	1	0.7	1.2	1.8	13.6	7.41	283
2x4	re	1	0.7	1.2	1.8	14.7	4.61	366
2x6	re	1	0.7	1.2	1.8	15.7	3.08	439
2x10	re	7	0.7	1.2	1.8	18.6	1.83	625
2x16	re	7	0.7	1.2	1.8	20.8	1.15	834
2x25	rm	7	0.9	1.2	1.8	24.2	0.727	1173
2x35	rm	7	0.9	1.2	1.8	26.6	0.524	1476
2x95	rm	19	1.1	1.2	2.1	34.9	0.193	3400
2x150	rm	37	1.4	1.2	2.3	43.0	0.124	4950
3x1.5	re	1	0.7	1.2	1.8	13.2	0.387	279
3x2.5	re	1	0.7	1.2	1.8	14.1	7.41	319
3x4	re	1	0.7	1.2	1.8	15.3	4.61	415
3x6	re	1	0.7	1.2	1.8	16.4	3.08	507
3x10	re	7	0.7	1.2	1.8	19.5	1.83	730
3x16	re	7	0.7	1.2	1.8	21.8	1.15	996
3x25	rm	7	0.9	1.2	1.8	25.5	0.727	1422
3x25+16	rm/re	7	0.9;0.7	1.2	1.8	26.6	0.727;1.15	1610
3x35	rm	7	0.9	1.2	1.9	28.3	0.524	1824
3x35+16	rm/re	7	0.9;0.7	1.2	1.8	28.8	0.524;1.15	1973
3x50+25	sm;rm	19;7	1.0 ; 0.9	1.2	1.8	27.3	0.387;0.727	2225
3x70+35	sm;rm	19;7	1.1 ; 0.9	1.2	1.9	30.7	0.268;0.524	3022
3x95+50	sm,sm	19;19	1.1; 1.0	1.2	2.1	34.5	0.193;0.387	4522
3x120+70	sm;sm	37;19	1.2 ; 1.1	1.2	2.1	38.8	0.153;0.268	5428

C2XAb(z)Y-FH



Cablu de energie, armat, cu izolatie din XLPE si manta de PVC cu rezistenta la hidrocarburi

Armored power cable with XLPE insulation and PVC sheath hydrocarbons resistant

Tipodimensiune cablu <i>Cable size</i>	Tip conductor <i>Cond. type</i>	Nr de fire din conductor <i>No. of wires / conductor</i>	Grosime radiala izolatie <i>Radial insulation thickness</i>	Grosime radiala manta <i>Radial sheath thickness</i>		Diametru exterior nominal <i>Nominal outer diameter</i>	Rezistenta electrica max, la 20°C <i>Max. resistance at 20°C</i>	Masa inf <i>Mass inf</i>
				mm	mm			
				Int <i>inner</i>	Ext <i>ext</i>	mm	Ω/km	kg/km
3x150+70	sm;sm	37;19	1.4 ; 1.1	1.3	2.3	43.0	0.124;0.268	6408
3x185+95	sm;sm	37;19	1.6 ; 1.1	1.3	2.3	43.9	0.0991;0.193	7848
3x240+120	sm;sm	37;37	1.7 ; 1.2	1.5	2.6	52.8	0.0754;0.153	9964
4x1.5	re	1	0.7	1.2	1.8	13.9	12.1	314
4x2.5	re	1	0.7	1.2	1.8	14.9	7.41	367
4x4	re	1	0.7	1.2	1.8	16.2	4.61	483
4x6	re	1	0.7	1.2	1.8	17.5	3.08	599
4x10	re	7	0.7	1.2	1.8	20.9	1.83	870
4x16	re	7	0.7	1.2	1.8	23.5	1.15	1206
4x25	rm	7	0.9	1.2	1.8	27.6	0.727	1742
4x35	rm	7	0.9	1.2	1.9	30.7	0.524	2254
4x50	sm	19	1.0	1.2	1.8	27.8	0.387	2400
4x70	sm	19	1.1	1.2	2.0	31.9	0.268	3350
4x95	sm	19	1.1	1.2	2.1	35.5	0.193	4500
4x120	sm	37	1.2	1.2	2.3	40.5	0.153	5980
4x150	sm	37	1.4	1.3	2.4	44.5	0.124	7110
4x185	sm	37	1.6	1.4	2.5	48.9	0.0991	8990
4x240	sm	37	1.7	1.5	2.7	54.7	0.0754	11240
5x1.5	re	1	0.7	1.2	1.8	14.7	12.1	358
5x2.5	re	1	0.7	1.2	1.8	15.8	7.41	418
5x4	re	1	0.7	1.2	1.8	17.3	4.61	561
5x6	re	1	0.7	1.2	1.8	18.6	3.08	690
5x10	re	7	0.7	1.2	1.8	22.4	1.83	1026
5x16	re	7	0.7	1.2	1.8	25.4	1.15	1437
5x25	rm	7	0.9	1.2	1.9	30.1	0.727	2103
5x35	rm	7	0.9	1.2	2.0	33.6	0.524	2731
7x1.5	re	1	0.7	1.2	1.8	15.5	12.1	406
7x2.5	re	1	0.7	1.2	1.8	16.7	7.41	478
8x1.5	re	1	0.7	1.2	1.8	17.2	12.1	429
8x2.5	re	1	0.7	1.2	1.8	18.6	7.41	509
10x1.5	re	1	0.7	1.2	1.8	18.1	12.1	485
10x2.5	re	1	0.7	1.2	1.8	19.7	7.41	600
12x1.5	re	1	0.7	1.2	1.8	18.6	12.1	531
12x2.5	re	1	0.7	1.2	1.8	20.2	7.41	677

C2XAb(z)Y-FH

Cablu de energie, armat, cu izolatie din XLPE si manta de PVC cu rezistenta la hidrocarburi

Armored power cable with XLPE insulation and PVC sheath hydrocarbons resistant

Tipodimensiune cablu <i>Cable size</i>	Tip conductor <i>Cond. type</i>	Nr de fire din conductor <i>No. of wires / conductor</i>	Grosime radiala izolatii <i>Radial insulation thickness</i>	Grosime radiala manta <i>Radial sheath thickness</i>		Diametru exterior nominal <i>Nominal outer diameter</i>	Rezistenta electrica max, la 20°C <i>Max. resistance at 20°C</i>	Masa inf <i>Mass inf</i>
				Int <i>inner</i>	Ext <i>ext</i>			
14x1.5	re	1	0.7	1.2	1.8	19.3	12.1	582
14x2.5	re	1	0.7	1.2	1.8	21.0	7.41	745
19x1.5	re	1	0.7	1.2	1.8	20.9	12.1	708
19x2.5	re	1	0.7	1.2	1.8	22.9	7.41	909
24x1.5	re	1	0.7	1.2	1.8	23.7	12.1	858
24x2.5	re	1	0.7	1.2	1.8	26.1	7.41	1096
30x1.5	re	1	0.7	1.2	1.8	24.8	12.1	992
30x2.5	re	1	0.7	1.2	1.8	27.4	7.41	1322
37x1.5	re	1	0.7	1.2	1.8	26.5	12.1	1155
37x2.5	re	1	0.7	1.2	1.8	29.3	7.41	1549