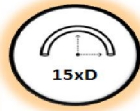
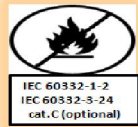
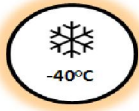

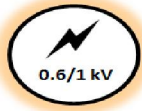


AC2XY , NA2XY , AC2XY-F

Cablu de energie din aluminiu cu izolatia de polietilena reticulata si manta de PVC



Standard de fabricatie: SR HD 603 S1; IEC 502-1 ;
Tensiunea nominala Uo/U(Um): 0.6/1(1.2) kV
Tensiunea de incercare: 4 kV, 50 Hz, timp de 5 minute.

Domeniul de utilizare

Cablurile sunt utilizate pentru transportul energiei electrice la statiile de putere.
Cablurile pot fi pozate in spatii inchise si deschise, in pamant, in canale, in beton.

Temperatura cond in functionarea de durata: +90°C
Temperatura max. a cond in scurtcircuit: +250°C

Temperatura minima a cablului (masurata pe manta):

- la montaj: -5°C
- in exploatare: -40°C

* Cablurile sunt cu rezistenta la UV

Conductor de aluminiu

Conductor unifilar (re), multifilar (rm), sector multifilar (sm), conf. SR EN 60228

Izolatia

Polietilena reticulata (XLPE), tip DIX 3

Manta

PVC, tip DMV6

Cablurile AC2XY, NA2XY sunt cu rezistenta la propagarea flacarii; incercare conf. SR EN 60332-1-2
Iar AC2XY-F sunt cu rezistenta marita la propagarea flacarii, incercare conf. SR EN 60332-3-24/ cat.C

Marcaj pe manta

SC ELECTROPLAST SA, simbol cablu, tensiune de lucru, an de fabricatie, marcare lungime.

Raza minima de curbura la instalare

15 x diametrul cablului- cablu monofilar
12 x diametrul cablului- cablu multifilar

Forta maxima de tractiune la pozare

30 N/mm²

Cod de culori

- 1 conductor: negru sau galben-verde
- 2 conductoare: albastru,maro
- galben-verde, negru, pt sect >10mm²
- 3 conductoare: maro, negru, gri
- galben-verde, albastru, maro
- 4 conductoare: albastru, maro, negru, gri
- galben-verde, maro, negru, gri
- 5 conductoare: albastru, maro, negru, gri, negru
- galben-verde, albastru, maro, negru, gri

* Mai mult de 5 conductoare-

- conductoare negre numerotate
- galben-verde, conductoare negre numerotate



Power cable with XLPE insulation and PVC sheath

Standard: SR HD 603 S1; IEC 502-1;
Rated voltage Uo/U(Um): 0.6/1(1.2) kV
Test voltage: 4 kV, 50 Hz, for 5 minutes.

Applications

Power supply to power stations
The cables can be installed in open or confined areas, underground, in sewers, in concrete.

Conductor temperature in long-run operation: +90°C
Conductor max. temperature during short-circuit: +250°C

Min. cable temperature (measured on sheath surface) :

- during installation: -5°C
- in operation: -40°C

* UV resistant cables

Aluminum conductor

Solid conductor (re), concentrically stranded conductor (rm), sector-shaped (sm), according to SR EN 60228

Insulation

Crosslinked polyethylene (XLPE), DIX 3 type.

Sheath

PVC, DMV6 type.

AC2XY, NA2XY are flame retardant; test according to SR EN 60332-1-2

AC2XY-F are extra flame retardant cables, test according to SR EN 60332-3-24/ C category

Sheath marking

SC ELECTROPLAST SA, cable symbol, operational voltage, manufacture year, length marking.

Min. bending radius at installation

15 x cable diameter – single-core cable
12 x cable diameter – multi-core cable

Max. tensile strain at installation

30 N/mm²

Color coding

- 1 conductor: black or yellow-green
- 2 conductors: blue, brown
- yellow-green, black for sect >10 mm²
- 3 conductors: brown, black, grey
-yellow-green, blue, brown
- 4 conductors: blue, brown, black, grey
-yellow-green, brown, black, grey
- 5 conductors: blue, brown, black, grey, black
-yellow-green, blue, brown, black, grey

* More than 5 conductors-

- numbered black conductors
- yellow-green numbered black conductors

AC2XY , NA2XY , AC2XY-F

Cablu de energie din aluminiu cu izolatie de polietilena reticulata si manta de PVC

Power cable with XLPE insulation and PVC sheath

Tipodimensiune cablu <i>Cable size</i>	Tip conductor <i>Cond. type</i>	Grosime radiala izolatie <i>Radial insulation thickness</i>	Grosime radiala Manta <i>Radial sheath thickness</i>	Diametru exterior <i>Outer diameter</i>	Rezistenta electrica, max la 20°C <i>Max. Resistance at 20°C</i>	Masa inf <i>Mass inf</i>
		mm	mm	mm	Ω/km	kg/km
1x10	re	0.7	1.4	7.8	3.08	83
1x16	re	0.7	1.4	9.2	1.91	113
1x25	rm	0.9	1.4	10.6	1.2	152
1x35	rm	0.9	1.4	11.6	0.868	190
1x50	rm	1.0	1.4	12.8	0.641	237
1x70	rm	1.1	1.4	14.7	0.443	320
1x95	rm	1.1	1.5	16.6	0.32	421
1x120	rm	1.2	1.5	18.4	0.253	520
1x150	rm	1.4	1.6	20.2	0.206	639
1x185	rm	1.6	1.6	22.5	0.164	783
1x240	rm	1.7	1.7	25.1	0.125	985
1x300	rm	1.8	1.8	27.6	0.100	1189
2x4	re	0.7	1.8	11.1	7.04	169
2x6	re	0.7	1.8	12.3	4.68	214
2x10	re	0.7	1.8	13.9	3.08	274
2x16	re	0.7	1.8	16.8	1.91	392
2x25	rm	0.9	1.8	19.6	1.2	539
2x35	rm	0.9	1.8	21.6	0.868	673
2x50	rm	1.0	1.8	23.8	0.641	824
2x70	rm	1.1	1.8	27.6	0.443	1185
2x95	rm	1.1	2.0	32.2	0.320	1500
3x4	re	0.7	1.8	11.7	7.04	186
3x6	re	0.7	1.8	13.0	4.68	237
3x10	re	0.7	1.8	14.7	3.08	308
3x16	re	0.7	1.8	17.8	1.91	440
3x25	rm	0.9	1.8	20.8	1.2	608
3x25+16	rm;re	0.9;0.7	1.8	22.0	1.2;1.91	647
3x35	rm	0.9	1.8	23.0	0.868	766
3x35+16	rm; re	0.9;0.7	1.8	23.8	0.868;1.91	779
3x50	sm	1.0	1.8	23.9	0.641	680
3x50+25	sm;rm	1.0;0.9	1.9	24.1	0.641;1.2	785
3x70	sm	1.1	1.9	25.3	0.443	964
3x70+35	sm;rm	1.1;0.9	2.0	27.4	0.443;0.868	1104
3x95	sm	1.1	2.1	28.5	0.32	1240
3x95+50	sm;sm	1.1;1.0	2.2	30.6	0.32;0.641	1440

AC2XY , NA2XY , AC2XY-F

Cablu de energie din aluminiu cu izolatie de polietilena reticulata si manta de PVC

Power cable with XLPE insulation and PVC sheath

Tipodimensiune cablu <i>Cable size</i>	Tip conductor <i>Cond. type</i>	Grosime radiala izolatie <i>Radial insulation thickness</i>	Grosime radiala Manta <i>Radial sheath thickness</i>	Diametru exterior <i>Outer diameter</i>	Rezistenta electrica, max la 20°C <i>Max. Resistance at 20°C</i>	Masa inf <i>Mass inf</i>
		mm	mm	mm	Ω/km	kg/km
3x120	sm	1.2	2.1	31.5	0.253	1537
3x120+70	sm;sm	1.2;1.1	2.3	34.3	0.253;0.443	2100
3x150	sm	1.4	2.3	35.3	0.206	2050
3x150+70	sm;sm	1.4;1.1	2.4	42.8	0.206;0.443	2320
3x185	sm	1.6	2.4	39.1	0.164	2300
3x185+95	sm;sm	1.6;1.1	2.6	47.0	0.164;0.32	2850
3x240+120	sm	1.7;1.2	2.7	53.3	0.125;0.253	3520
3x240	sm	1.7	2.4	43.9	0.125	3000
4x4	re	0.7	1.8	12.6	7.04	217
4x6	re	0.7	1.8	14.1	4.68	279
4x10	re	0.7	1.8	16.0	3.08	366
4x16	re	0.7	1.8	19.5	1.91	526
4x25	rm	0.9	1.8	22.9	1.2	732
4x35	rm	0.9	1.8	25.3	0.868	930
4x50	sm	1.0	1.9	24.5	0.641	1020
4x70	sm	1.1	2.0	28.4	0.443	1270
4x95	sm	1.1	2.2	29.9	0.32	1584
4x120	sm	1.2	2.3	35.7	0.253	2250
4x150	sm	1.4	2.5	39.6	0.206	2494
4x185	sm	1.6	2.6	43.9	0.164	3046
4x240	sm	1.7	2.7	49.5	0.125	3956
5x4	re	0.7	1.8	13.7	7.04	267
5x6	re	0.7	1.8	15.2	4.68	344
5x10	re	0.7	1.8	17.4	3.08	457
5x16	re	0.7	1.8	21.3	1.91	641
5x25	rm	0.9	1.8	25.1	1.2	894
5x35	rm	0.9	1.8	27.3	0.868	1107
5x50	rm	1.0	2.0	31.2	0.641	1461