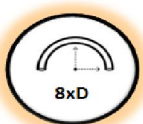
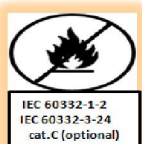
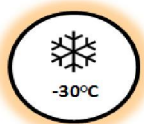
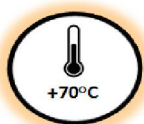
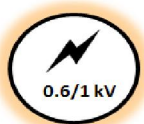


CSYnY , CSYnY-F 0.6/1 kV



Cablu de semnalizare cu izolatie si manta de PVC

PVC – insulated and sheathed signal cable



Standard: ST 106; IEC 502; HD 603 S1
Tensiune nominala U_0/U : 0.25/0.5 kV

Domeniul de utilizare

Cablurile sunt utilizate pentru blacare,masurare, control tehnologic, circuite de curent continuu cu solicitari mecanice mari.

Cablurile pot fi pozate in spatii inchise si deschise, in pamant, in canale, in beton.

Temperatura max in functionarea de durata: +70°C

Temperatura de utilizare normala:

-33°C÷+70°C

Temperatura minima de montaj: -5°C

* Cablurile sunt cu rezistenta la UV

Conductor de cupru

Conductor unifilar (re), conf. SR EN 60228

Izolatia

PVC

Manta

PVC, negru sau gri

Cablurile CSYnY(O/J), sunt cu rezistenta la propagarea flacarii; incercare conf. SR EN 60332-1-2

Iar CSYnY(O/J)-F sunt cu rezistenta marita la propagarea flacarii, incercare conf. SR EN 60332-3-24/ cat.C

Marcaj pe manta

SC ELECTROPLAST SA, simbol cablu, tensiune de lucru, an de fabricatie, marcaj de lungime.

Raza minima de curbura la instalare

8 x diametrul cablului

Forta maxima de tractiune la pozare

50 N/mm²

Cod de culori

- Conductoare negre numerote din interior spre exterior, ultimul conductor in exterior este galben-verde
- Conductoare negre numerotate din interior spre exterior

Standard: ST 106; IEC 502; HD 603 S1
Rated voltage U_0/U : 0.25/0.5 kV

Applicability

Blocking, measuring, technological control, DC circuits under strong mechanical stress

The cables can be installed in open or confined areas, underground, in sewers, in concrete.

Max. temperature in long-run operation: +70 °C

Normal operational temperature range:

-33°C÷+70°C

Minimum temperature during installation: -5°C

* UV resistant cables

Copper conductor

Solid conductor (re), according to SR EN 60228

Insulation

PVC

Sheath

PVC, black or gray

CSYnY(O/J), are flame retardant cables; test according to SR EN 60332-1-2

CSYnY(O/J)-F are extra flame retardant cables, test according to SR EN 60332-3-24/ C category

Sheath marking

SC ELECTROPLAST SA, cable symbol, operational voltage, manufacture year, length marking.

Min. bending radius at installation

8 x cable diameter

Max. tensile strain during installation

50 N/mm²

Color coding

- Numbered black conductors from inside out, last outer conductor is yellow-green.
- Numbered black conductors from inside out



Cablu de semnalizare cu izolatie si manta de PVC

PVC – insulated and sheathed signal cable

Tipodimensiune cablu <i>Cable size</i>	Tip conductor <i>Type of conductor</i>	Grosime radiala izolatie <i>Radial thickness of insulation</i> mm	Grosime radiala manta <i>Radial thickness of sheath</i> mm	Rezistenta electrica max, la 20°C <i>Max. resistance at 20°C</i> Ω/km	Diametru exterior nominal <i>Nominal outer diameter</i> mm	Masa inf <i>Mass inf</i> kg/km
2x1	re	0.6	1.8	18.1	8.5	104
2x1.5	re	0.6	1.8	12.1	9.0	123
2x2.5	re	0.7	1.8	7.41	10.2	167
2x4	re	0.8	1.8	4.61	11.5	227
2x6	re	0.8	1.8	3.08	12.7	295
2x10	re	1.0	1.8	1.83	15.1	443
3x1	re	0.6	1.8	18.1	8.8	119
3x1.5	re	0.6	1.8	12.1	9.4	142
3x2.5	re	0.7	1.8	7.41	10.7	198
3x4	re	0.8	1.8	4.61	12.1	273
3x6	re	0.8	1.8	3.08	13.4	361
3x10	re	1.0	1.8	1.83	16.0	549
4x1	re	0.6	1.8	18.1	9.4	140
4x1.5	re	0.6	1.8	12.1	10.0	170
4x2.5	re	0.7	1.8	7.41	11.5	239
4x4	re	0.8	1.8	4.61	13.1	334
4x6	re	0.8	1.8	3.08	14.6	445
4x10	re	1.0	1.8	1.83	17.5	685
5x1	re	0.6	1.8	18.1	10.1	164
5x1.5	re	0.6	1.8	12.1	10.8	200
5x2.5	re	0.7	1.8	7.41	12.4	284
5x4	re	0.8	1.8	4.61	14.3	401
5x6	re	0.8	1.8	3.08	15.8	525
5x10	re	1.0	1.8	1.83	19.0	810
7x1	re	0.6	1.8	18.1	10.6	196
7x1.5	re	0.6	1.8	12.1	11.3	242
7x2.5	re	0.7	1.8	7.41	13.1	350
7x4	re	0.8	1.8	4.61	15.2	504
7x6	re	0.8	1.8	3.08	16.7	676
7x10	re	1.0	1.8	1.83	20.3	1059
9x1	re	0.6	1.8	18.1	13.1	231
9x1.5	re	0.6	1.8	12.1	14.0	287
9x2.5	re	0.7	1.8	7.41	16.3	414
9x4	re	0.6	1.8	4.61	18.8	590
9x6	re	0.6	1.8	3.08	20.8	790



Cablu de semnalizare cu izolatie si manta de PVC

PVC – insulated and sheathed signal cable

Tipodimensiune cablu <i>Cable size</i>	Tip conductor <i>Type of conductor</i>	Grosime radiala izolatie <i>Radial thickness of insulation</i> mm	Grosime radiala manta <i>Radial thickness of sheath</i> mm	Rezistenta electrica max, la 20°C <i>Max. resistance at 20°C</i> Ω/km	Diametru exterior nominal <i>Nominal outer diameter</i> mm	Masa inf <i>Mass inf</i> kg/km
9x10	re	0.7	1.9	1.83	25.8	1261
12x1	re	0.6	1.8	18.1	13.9	231
12x1.5	re	0.6	1.8	12.1	14.9	354
12x2.5	re	0.7	1.8	7.41	17.4	517
12x4	re	0.6	1.8	4.61	20.2	746
12x6	re	0.6	1.8	3.08	22.3	1008
12x10	re	0.7	1.8	1.83	27.8	1620
14x1	re	0.6	1.8	18.1	14.5	315
14x1.5	re	0.6	1.8	12.1	15.6	398
14x2.5	re	0.7	1.8	7.41	18.2	586
16x1	re	0.6	1.8	18.1	15.2	350
16x1.5	re	0.6	1.8	12.1	16.3	444
16x2.5	re	0.7	1.8	7.41	19.1	657
19x1	re	0.6	1.8	18.1	15.9	398
19x1.5	re	0.6	1.8	12.1	17.1	509
19x2.5	re	0.7	1.8	7.41	20.1	758
21x1	re	0.6	1.8	18.1	18.2	449
21x1.5	re	0.6	1.8	12.1	19.7	572
21x2.5	re	0.7	1.8	7.41	23.3	850
24x1	re	0.6	1.8	18.1	18.2	491
24x1.5	re	0.6	1.8	12.1	19.7	630
24x2.5	re	0.7	1.8	7.41	23.3	943
27x1	re	0.6	1.8	18.1	18.5	536
27x1.5	re	0.6	1.8	12.1	20.1	691
27x2.5	re	0.7	1.9	7.41	23.8	1040
30x1	re	0.6	1.8	18.1	19.1	584
30x1.5	re	0.6	1.8	12.1	20.7	755
30x2.5	re	0.7	1.9	7.41	25.0	1164
33x1	re	0.6	1.8	18.1	19.8	633
33x1.5	re	0.6	1.9	12.1	21.5	820
33x2.5	re	0.7	2.0	7.41	25.9	1266
37x1	re	0.6	1.8	18.1	20.5	696
37x1.5	re	0.6	2.0	12.1	22.3	904
37x2.5	re	0.7	1.9	7.41	22.9	1399
42x1	re	0.6	1.9	18.1	22.8	788

CSYnY , CSYnY-F 0.6/1 kV



Cablu de semnalizare cu izolatie si manta de PVC

PVC – insulated and sheathed signal cable

Tipodimensiune cablu <i>Cable size</i>	Tip conductor <i>Type of conductor</i>	Grosime radiala izolatie <i>Radial thickness of insulation</i> mm	Grosime radiala manta <i>Radial thickness of sheath</i> mm	Rezistenta electrica max, la 20°C <i>Max. resistance at 20°C</i> Ω/km	Diametru exterior nominal <i>Nominal outer diameter</i> mm	Masa inf <i>Mass inf</i> kg/km
42x1.5	re	0.6	1.9	12.1	25.2	1049
48x1	re	0.6	1.9	18.1	23.2	876
48x1.5	re	0.6	1.9	12.1	25.6	1169
52x1	re	0.6	1.9	18.1	24.2	961
52x1.5	re	0.6	1.9	12.1	26.3	1252
56x1	re	0.6	1.9	18.1	24.9	1024
56x1.5	re	0.6	1.9	12.1	27.0	1337
61x1	re	0.6	1.9	18.1	25.6	1101
61x1.5	re	0.6	1.9	12.1	27.8	1441