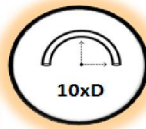

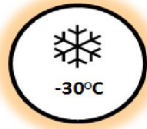
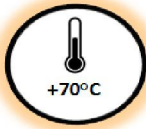
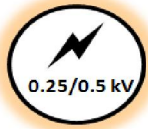


CSYAbF , CSYAbzYF, CSYAbzY-F CSYAbzY-F 0.25 / 0.5 kV



Cablu de semnalizare, armat, cu izolatie si manta de PVC

PVC- insulated and sheathed, armored signal cable



Standard: ST 106

Tensiune nominala U_0/U : 0.25/0.5 kV

Domeniul de utilizare

Cablurile sunt utilizate pentru blocare, masurare, control tehnologic, circuite de curent continuu, cu solicitari mecanice mari.

Cablurile pot fi pozate in spatii inchise si deschise, in pamant, in canale, in beton .

Temperatura max in functionarea de durata: +70°C

Temperatura de utilizare normala:

-33°C/+60°C

Temperatura minima de montaj: -5°C

* Cablul este cu rezistenta la UV

Conductor de cupru

Conductor multifilar, cl 5, conf. SR EN 60228

Izolatie

PVC

Manta interioara

PVC

Armatura

Banda de otel laminata la rece nezincata sau zincata de grosime minima 0.2 mm.

Manta exterioara

PVC

Cablurile CSYAb(z)YF, sunt cu rezistenta la propagarea flacarii; incercare conf. SR EN 60332-1-2

Iar CSYAb(z)YF-F sunt cu rezistenta marita la propagarea flacarii, incercare conf. SR EN 60332-3-24/ cat.C

Marcaj pe manta

SC ELECTROPLAST SA, simbol cablu, tensiune de lucru, an de fabricatie, marcaj de lungime.

Raza minima de curbura la instalare

10 x diametrul cablului

Forta maxima de tractiune la pozare

50 N/mm²

Cod de culori

- Pe fiecare strat doua conductoare alaturate vor avea culori diferite una inchisa si cealalta deschisa, restul conductoarelor vor fi albe.

Production standard: ST 106

Rated voltage U_0/U : 0.25/0.5 kV

Applicability

Blocking, measuring, technological control, DC circuits under strong mechanical stress

The cables can be installed in open or confined areas, underground, in sewers, in concrete.

Max. temperature in long-run operation: +70°C

Normal operational temperature range:

-33°C/+60°C

Minimum temperature during installation: -5°C

* UV resistant cable

Copper conductor

Flexible conductor, cl. 5 acc. to SR EN 60228

Insulation

PVC

Inner sheath

PVC

Armor

Blank or zinc-plated cold-rolled steel tape, min. thickness 0.2 mm.

Outer sheath

PVC

CSYAb(z)YF, are flame retardant cables; test according to SR EN 60332-1-2

CSYAb(z)YF-F are extra flame retardant cables, test according to SR EN 60332-3-24/ C category

Sheath marking

SC ELECTROPLAST SA, cable symbol, operational voltage, manufacture year, length marking.

Min. bending radius at installation

10 x cable diameter

Max. tensile strain during installation

50 N/mm²

Color coding

- Two adjacent conductors within each layer shall have different colors, a dark and light one, whereas the remaining ones must be white.

**CSYAbF , CSYAbzYF, CSYAbzY-F
CSYAbzY-F 0.25 / 0.5 kV**



**Cablu de semnalizare, armat, cu izolatie si
manta de PVC**

**PVC- insulated and sheathed, armored signal
cable**

Tipodimensiune cablu <i>Cable size</i>	Tip conductor <i>Type of conductor</i>	Grosime radiala izolatie <i>Insulation radial thickness</i>	Grosime radiala manta <i>Sheath radial thickness mm</i>		Diametru exterior nominal <i>Nominal outer diameter</i>	Rezistenta electrica, max la 20°C <i>Max. Resistance at 20°C</i>	Masa inf <i>Mass inf</i>
			mm	Int.			
2x0.75	Cl 5	0.5	0.8	1.4	9.5	26.0	155
2x1	Cl 5	0.6	0.8	1.4	10.1	19.5	178
2x1.5	Cl 5	0.6	0.8	1.4	10.7	13.3	204
2x2.5	Cl 5	0.7	0.8	1.4	11.9	7.98	256
2x4	Cl 5	0.8	0.8	1.4	13.2	4.95	329
2x6	Cl 5	0.8	0.8	1.4	14.4	3.30	404
3x0.75	Cl 5	0.5	0.8	1.4	9.9	26.0	168
3x1	Cl 5	0.6	0.8	1.4	10.4	19.5	196
3x1.5	Cl 5	0.6	0.8	1.4	11.1	13.3	228
3x2.5	Cl 5	0.7	0.8	1.4	12.4	7.98	292
3x4	Cl 5	0.8	0.8	1.4	13.8	4.95	381
3x6	Cl 5	0.8	0.8	1.4	15.1	3.3	475
4x0.75	Cl 5	0.5	0.8	1.4	10.4	26.0	190
4x1	Cl 5	0.6	0.8	1.4	11.0	19.5	223
4x1.5	Cl 5	0.6	0.8	1.4	11.7	13.3	262
4x2.5	Cl 5	0.7	0.8	1.4	13.2	7.98	341
4x4	Cl 5	0.8	0.8	1.4	14.8	4.95	451
4x6	Cl 5	0.8	0.8	1.4	16.3	3.30	570
5x0.75	Cl 5	0.5	0.8	1.4	11.0	26.0	215
5x1	Cl 5	0.6	0.8	1.4	11.7	19.5	253
5x1.5	Cl 5	0.6	0.8	1.4	12.5	13.3	299
5x2.5	Cl 5	0.7	0.8	1.4	14.1	7.98	395
5x4	Cl 5	0.8	0.8	1.4	15.9	4.95	528
5x6	Cl 5	0.8	0.8	1.4	17.5	3.3	672
7x1	Cl 5	0.6	0.8	1.4	12.4	19.5	292
7x1.5	Cl 5	0.6	0.8	1.4	13.2	13.3	349
7x2.5	Cl 5	0.7	0.8	1.4	15.0	7.98	475
7x4	Cl 5	0.8	0.8	1.4	17.1	4.95	645
7x6	Cl 5	0.8	0.8	1.4	18.8	3.30	826
9x1	Cl 5	0.6	0.8	1.4	14.7	19.5	350
9x1.5	Cl 5	0.6	0.8	1.4	15.7	13.3	419
9x2.5	Cl 5	0.7	0.8	1.4	18.0	7.98	568
9x4	Cl 5	0.8	1.0	1.4	20.9	4.95	792

**CSYAbF , CSYAbzYF, CSYAbzY-F
CSYAbzY-F 0.25 / 0.5 kV**



**Cablu de semnalizare, armat, cu izolatie si
manta de PVC**

**PVC- insulated and sheathed, armored signal
cable**

Tipodimensiune cablu <i>Cable size</i>	Tip conductor <i>Type of conductor</i>	Grosime radiala izolatie <i>Insulation radial thickness</i>	Grosime radiala manta <i>Sheath radial thickness mm</i>		Diametru exterior nominal <i>Nominal outer diameter</i>	Rezistenta electrica, max la 20°C <i>Max. Resistance at 20°C</i>	Masa inf <i>Mass inf</i>
			mm	Int.			
9x6	Cl 5	0.8	1.0	1.4	22.9	3.30	1015
12x1	Cl 5	0.6	0.8	1.4	15.5	19.5	408
12x1.5	Cl 5	0.6	0.8	1.4	16.6	13.3	495
12x2.5	Cl 5	0.7	0.8	1.4	19.1	7.98	683
12x4	Cl 5	0.8	1.0	1.4	22.3	4.95	964
14x1	Cl 5	0.6	0.8	1.4	16.1	19.5	448
14x1.5	Cl 5	0.6	0.8	1.4	17.3	13.3	546
14x2.5	Cl 5	0.7	0.8	1.4	19.9	7.98	760
16x1	Cl 5	0.6	0.8	1.4	16.8	19.5	489
16x1.5	Cl 5	0.6	0.8	1.4	18.0	13.3	599
16x2.5	Cl 5	0.7	1.0	1.4	21.2	7.98	863
19x1	Cl 5	0.6	0.8	1.4	17.5	19.5	545
19x1.5	Cl 5	0.6	0.8	1.4	18.8	13.3	672
19x2.5	Cl 5	0.7	1.0	1.4	22.2	7.98	975
21x1	Cl 5	0.6	0.8	1.4	19.8	19.5	618
21x1.5	Cl 5	0.6	1.0	1.4	21.8	13.3	784
21x2.5	Cl 5	0.7	1.0	1.8	26.2	7.98	1151
24x1	Cl 5	0.6	0.8	1.4	19.8	19.5	660
24x1.5	Cl 5	0.6	1.0	1.4	21.8	13.3	842
24x2.5	Cl 5	0.7	1.0	1.8	26.2	7.98	1244
27x1	Cl 5	0.6	0.8	1.4	20.1	19.5	709
27x1.5	Cl 5	0.6	1.0	1.4	22.2	13.3	907
27x2.5	Cl 5	0.7	1.0	1.8	26.7	7.98	1347
30x1	Cl 5	0.6	1.0	1.4	21.1	19.5	785
30x1.5	Cl 5	0.6	1.0	1.4	22.8	13.3	979
30x2.5	Cl 5	0.7	1.0	1.8	27.5	7.98	1458
33x1	Cl 5	0.6	1.0	1.4	21.8	19.5	841
33x1.5	Cl 5	0.6	1.0	1.8	24.4	13.3	1098
33x2.5	Cl 5	0.7	1.0	1.8	28.4	7.98	1572
37x1	Cl 5	0.6	1.0	1.4	22.5	19.5	911
37x1.5	Cl 5	0.6	1.0	1.8	25.2	13.3	1192
37x2.5	Cl 5	0.7	1.0	1.8	29.4	7.98	1716
42x1	Cl 5	0.6	1.0	1.8	25.6	19.5	1077

**CSYAbF , CSYAbzYF, CSYAbzY-F
CSYAbzY-F 0.25 / 0.5 kV**



**Cablu de semnalizare, armat, cu izolatie si
manta de PVC**

**PVC- insulated and sheathed, armored signal
cable**

Tipodimensiune cablu <i>Cable size</i>	Tip conductor <i>Type of conductor</i>	Grosime radiala izolatie <i>Insulation radial thickness</i>	Grosime radiala manta <i>Sheath radial thickness mm</i>		Diametru exterior nominal <i>Nominal outer diameter</i>	Rezistenta electrica, max la 20°C <i>Max. Resistance at 20°C</i>	Masa inf <i>Mass inf</i>
			mm	Int.			
42x1.5	Cl 5	0.6	1.0	1.8	27.6	13.3	1339
48x1	Cl 5	0.6	1.0	1.8	26.0	19.5	1169
48x1.5	Cl 5	0.6	1.0	1.8	28.0	13.3	1464
52x1	Cl 5	0.6	1.0	1.8	26.6	19.5	1239
52x1.5	Cl 5	0.6	1.0	1.8	28.7	13.3	1556
56x1	Cl 5	0.6	1.0	1.8	27.3	19.5	1310
56x1.5	Cl 5	0.6	1.0	1.8	29.4	13.3	1649
61x1	Cl 5	0.6	1.0	1.8	28.0	19.5	1396
61x1.5	Cl 5	0.6	1.0	1.8	30.2	13.3	1762